

Homelessness Trends in Solihull

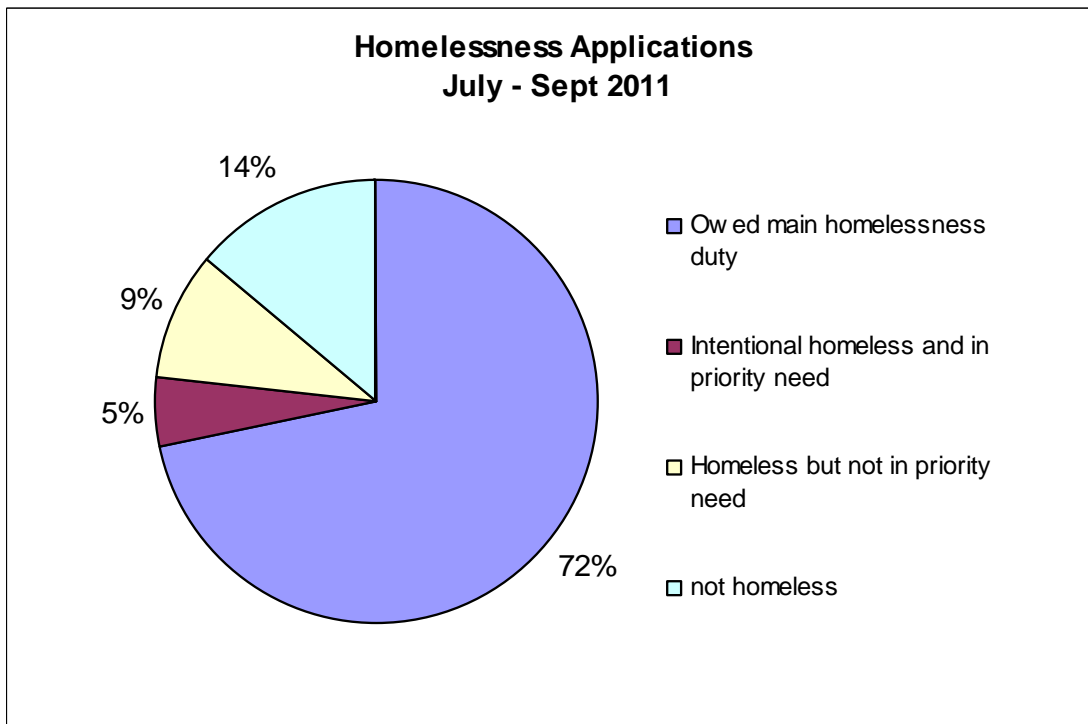
July - September 2011

The information below summarises the main homelessness trends in Solihull during the 2nd quarter of 2011/12 (July – September 2011). This will be updated on a quarterly basis.

Homelessness Applications

Of the 116 homelessness applications made during the second quarter of 2011/12:

72% of applicants were accepted as owed the main homelessness duty; 5% were found to be intentionally homeless and in priority need; 9% were found to be homeless but not in priority need; and 14% were found not to be homeless.



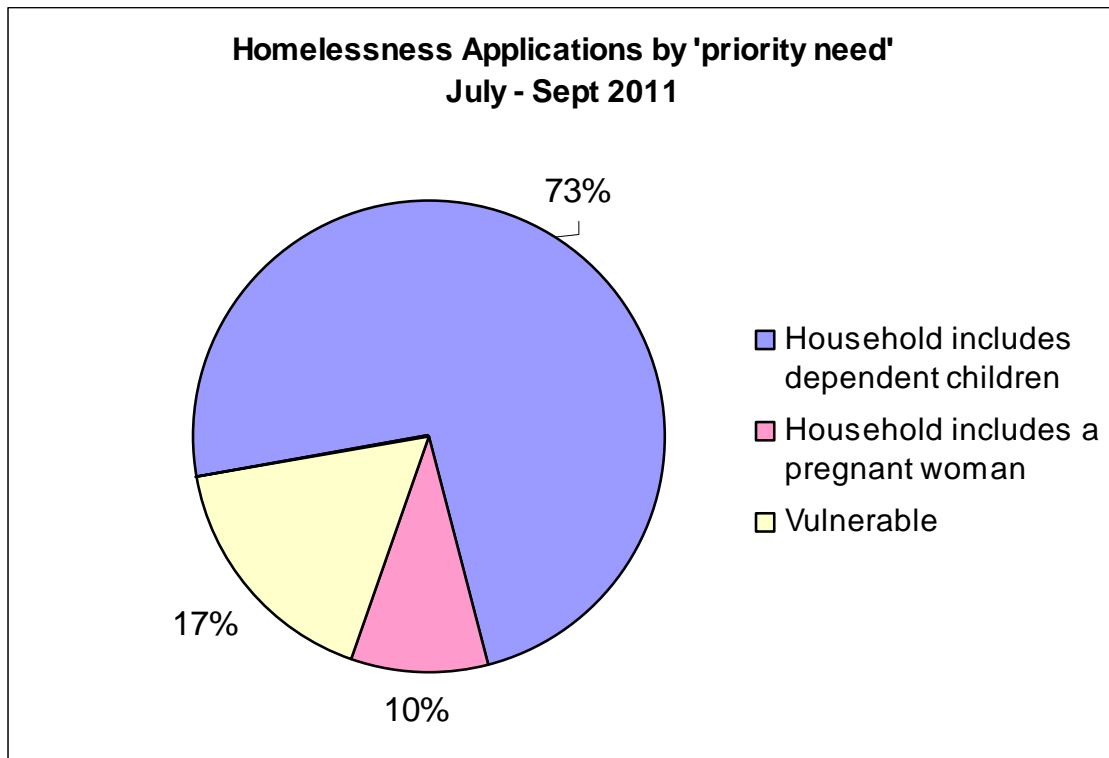
Source: P1E data

Ethnicity

Between July - September 2011, 84 per cent of Homeless applications were from households classified as White, 15 per cent were from an ethnic minority group and 1 per cent chose not to state their ethnicity.

Acceptances by 'priority need' category

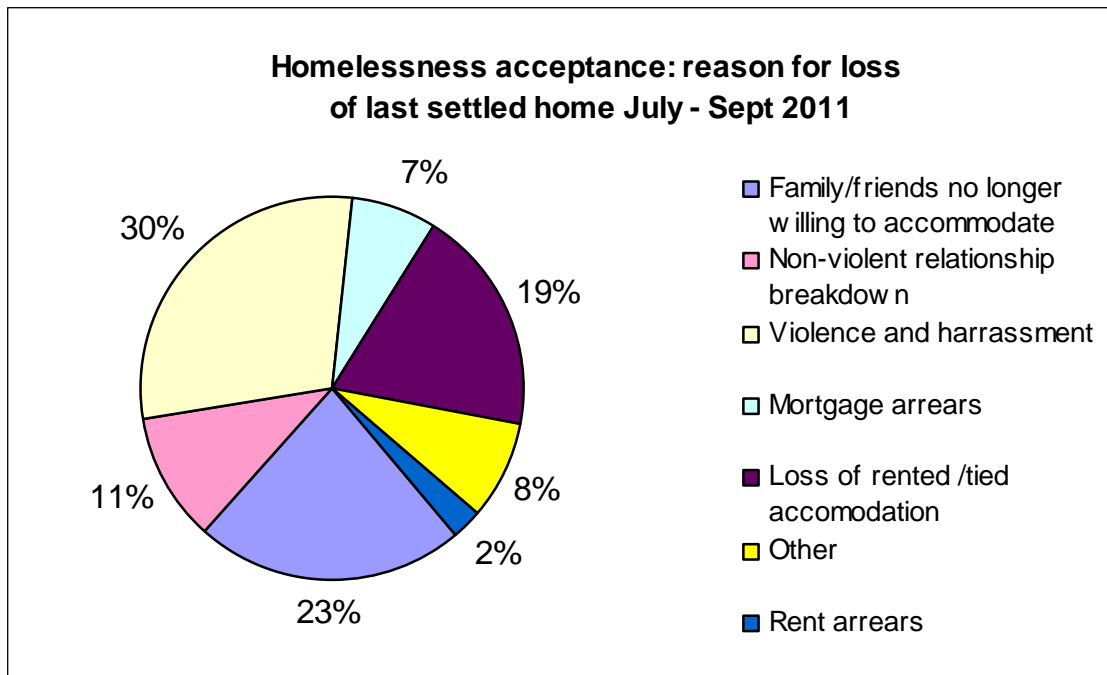
Between July – September 2011, 73 per cent of households accepted as homeless consisted of dependent children and 10 per cent of households had priority need because they included a pregnant woman, and a further 17 per cent of households were vulnerable due to age or disability.



Source: P1E data

Acceptances by reason for loss of last settled home

Between July - September 2011, 30 per cent of households accepted as homeless were due to violence or harassment. 23 per cent of households accepted as homeless were due to parents, relatives or friends (mostly parents) being no longer able, or willing, to accommodate them. 19 per cent were due to loss of rented accommodation with another 7 per cent of households accepted due to mortgage arrears and 2 per cent due to rent arrears. 11 per cent were due to non violent relationship breakdown. A further 8 per cent were due to other reasons.



Source: P1E data

Action taken in respect of acceptances

Of the 83 acceptances between July – September 2011 16 per cent were placed in some form of temporary accommodation, for a period of time. A further 49 per cent were recorded as "homeless at home" (applicants who have been accepted as being owed a main homelessness duty and for whom arrangements have been made for them to remain in their existing accommodation for the immediate future) while awaiting the provision of alternative accommodation. A further 31 per cent were provided with settled accommodation, by being granted a secure council tenancy or an "assured tenancy" provided by a Housing Association. The remaining 4 per cent either made their own arrangements or had no further contact with the authority, thus bringing the homelessness duty to an end.

Households in temporary accommodation

The number of households in temporary accommodation on 30th September 2011, arranged by Solihull Council under homelessness legislation was 31.

Data Sources

The data is taken from the Statutory P1E Quarterly return for Solihull MBC. National Statistics on Homelessness can be found on the Local Communities and Government (CLG) website at:
<http://www.communities.gov.uk/housing/housingresearch/housingstatistics/usingstatisticsby/homelessnessstatistics/publicationshomelessness/>