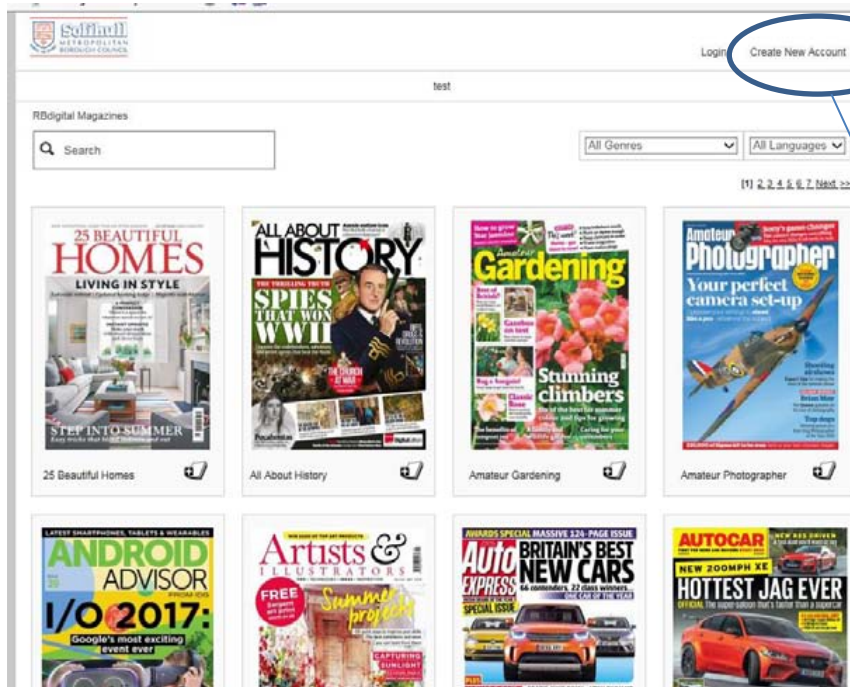


How to download magazines from Solihull Libraries eMagazine service



Click on the link from the Solihull Libraries eMagazine page.

The next few pages show what magazines are available.

If you don't have an account already, click on **Create New Account**.

Create New Account ×

Already have an account? [Login](#)

Enter your library card number or barcode

Card number: ×

[Next](#)

Create New Account ×

Already have an account? [Login](#)

First Name:

Last Name:

Email:

Password:

Confirm Password:

[Create Account](#)

By creating an account, I agree to the site's [Terms of Use](#)

You will be asked to enter your library card number – include SLP in capitals, and then the rest of the number without any spaces but including any X at the end of your number. (This will not be needed if you sign up using a library computer or the library wifi, it will go straight to Create New Account)

Then fill in the form, with your email address and a password of your choice.

You will use these details to log into your account when you want to download new magazines, you will not need your library card.

Then click **Create Account**.

Log in

Don't have a log in? [Create New Account](#)

Email:

Password:

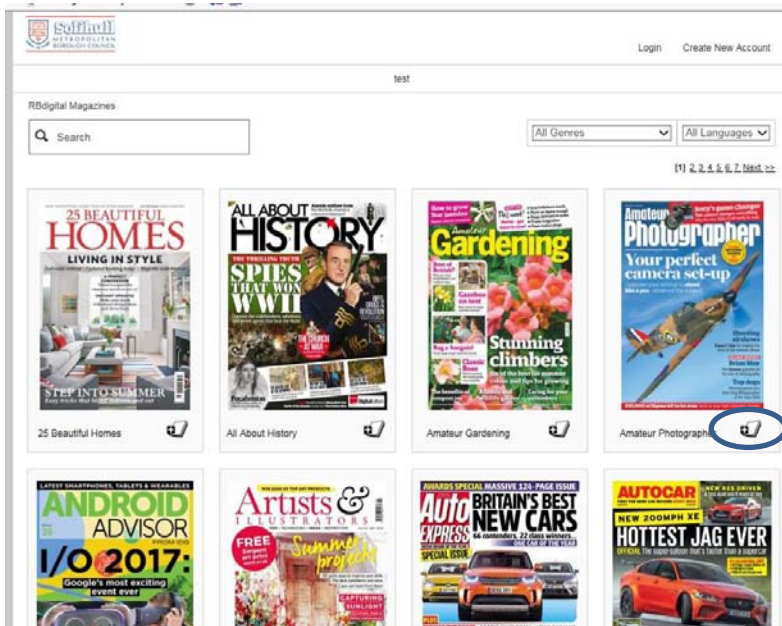
[Forgot password?](#)

Remember me

By logging in, I agree to the site's [Terms of Use](#)

You will now be asked to **Login** to your account using your email and password.

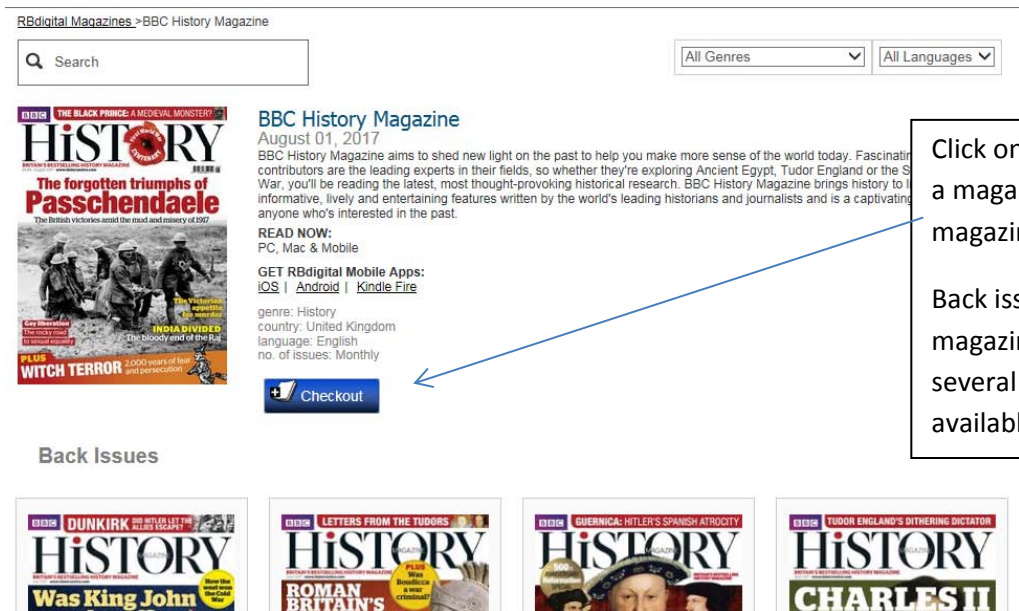
Don't tick **Remember me** if you are on a shared computer.



You can now download magazines.

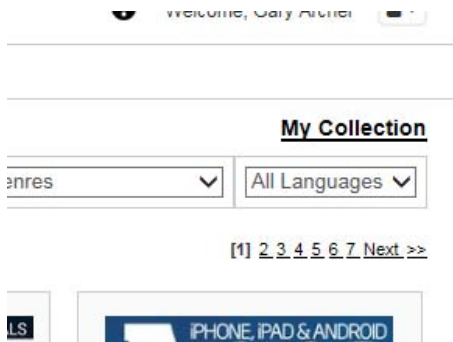
To do this, either click on the symbol below each title – this will download the issue showing – or click on the title page to see other issues that are available.

There is no limit on the number of magazines you download, but the system will tell you if you have already downloaded an issue.



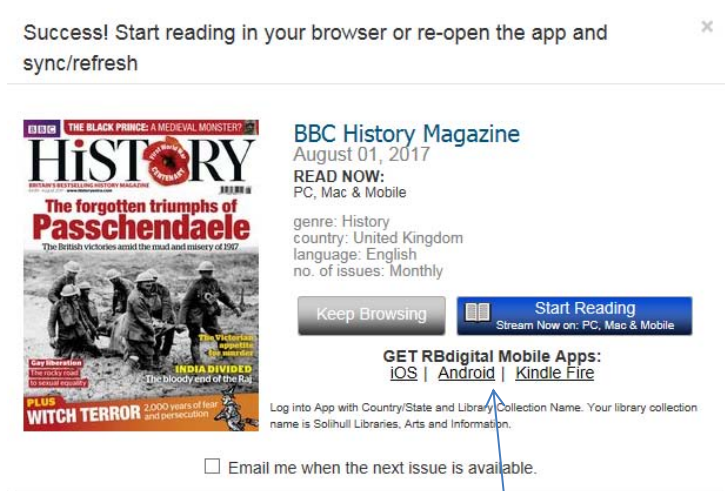
Click on **Checkout** to download a magazine if you go to the magazine page.

Back issues display on the magazine page – there may be several pages of these, all are available for downloading.



Once your account is set up, you can view your magazines by logging in and clicking on **My Collection** at top right. The magazines will stay on your account until you delete them.

Downloading and using apps



Click on **Keep Browsing** if you want to download other magazines. Click on **Start Reading** and your magazines will be available to read. (iPad users, see note regarding apps)

If you wish, you can download the free RBDigital app for your device which will then allow you to read your magazines offline. You will need to log in with the same email address and password that you joined with, and then enter the library collection Solihull Library and Information Service. (This replaces the Zinio for Libraries app.)

Many more magazines are available for purchase from Zinio if you choose; the RBDigital app would not include these, but a general Zinio app is available from the iTunes and Google Play stores.

iPad users

Due to the way the magazines are displayed using Flash, iPad users may find it easier to read the magazines using the RBDigital or Zinio app.

If you have any further queries or need to reset your password, please contact Solihull Libraries on 247library@solihull.gov.uk