

# Supporting the health of YOUNG PEOPLE IN SOLIHULL

## A summary report of the Health Related Behaviour Survey 2020

These results are the compilation of data collected from a sample of primary pupils aged 6 to 11 and secondary pupils aged 12 to 15 in Solihull during Spring 2020. This survey was funded through Local Authority commissioning for Public Health and for Children & Families. It was supported and facilitated by advisers within Solihull Education Improvement Service.

Teachers were informed on how to collect the most reliable data. Pupils in Years 2, 4 and 6 in the

primary schools and Years 8 and 10 in the secondary schools completed either a paper based or an online version of the Health Related Behaviour Questionnaire.

A total of over 4361 pupils took part in 39 Solihull Infant, Primary, Secondary and Special schools before schools were closed due to the Covid 19 coronavirus outbreak.

### Cross-phase links

Many of the questions in the primary and secondary versions

of the questionnaire are identical or very similar. Some of these questions are presented on page 7 of this document so that behaviour can be seen across the age range.

### Trend data

Solihull schools have surveyed in previous years. Some interesting changes in the data are noted on page 8. Please note, not all schools took part in 2020 due to the lockdown so 2018 data are shown in brackets (%) throughout.

### Over 4300 young people were involved in the survey:

School Year	Year 2	Year 4	Year 6	Year 8	Year 10	Total
Age	6-7y	8-9y	10-11y	12-13y	14-15y	
Boys	580	542	470	453	155	2200
Girls	512	564	516	404	137	2133
Total	1093	1110	988	874	296	*4361

\*28 pupils didn't select boy or girl in the gender question

### Reference sample

Solihull data have been compared with a compilation of survey areas that have completed similar versions of the questionnaire. These areas include Bedfordshire, Blackpool, Cornwall, Devon, Ealing, Greenwich, Newcastle, North Yorkshire, North Tyneside, Surrey, Southend and Newcastle.

A selection of some of the statistically significant differences, where the level seen in the Solihull data is either 5% above or below that in the wider reference data, is indicated by the symbol 📍 on pages 4 and 6. For more details please contact The Schools Health Education Unit

### TOPICS INCLUDE:

Citizenship

Drugs, Alcohol and Tobacco

Emotional Health and Wellbeing

Healthy Eating

Internet Use

Leisure

Physical Activity

Safety

School and Career

Sex and Relationships



Schools Health Education Unit

Tel. 01392 66 72 72

[www.sheu.org.uk](http://www.sheu.org.uk)

The Unit specialises in questionnaire surveys of children and young people for Local Authorities, Public Health Teams, voluntary agencies, charities, schools and colleges and other partnerships. SHEU is also able to undertake consultation, monitoring and evaluation exercises, and bespoke research.

# Solihull Primary school pupils in Year 2 (ages 6-7)

## BACKGROUND

- 70% (78%) of pupils described themselves as white. 15% (8%) described themselves as Asian and 9% (8%) described themselves as mixed.
- 40% (38%) of pupils were the eldest child in their family.

## Spending Money

(table shows the percentages of pupils who said they had spent money on these items in the seven days before the survey)

- The main items Year 2 pupils spent money on were:

	Boys	Girls
Toys	40%	39%
Sweets, chocolate	31%	32%
Fizzy drinks	24%	19%
Stickers or cards	26%	18%
Snacks	19%	18%

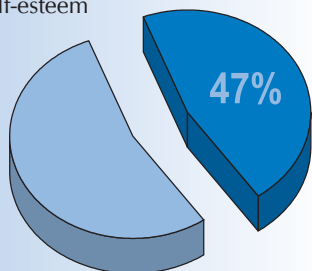
- 63% (61%) of pupils report saving their money.

## HEALTHY EATING

- 1% (1%) of pupils had nothing to eat or drink for breakfast on the day of the survey. 57% (58%) of pupils had cereal.
- 34% (39%) of pupils have chips/roast potatoes, 35% (36%) crisps and 39% (41%) sweets and chocolates 'a lot'. 64% (58%) eat fresh fruit, 39% (36%) any cheese or milk and 48% (44%) vegetables 'a lot'.
- 24% (27%) drink fizzy drinks 'a lot'.
- 60% (60%) said they had been to the dentist in the last year, 20% (21%) said they hadn't and 20% (19%) said they didn't know.
- 74% (72%) said they cleaned their teeth at least twice the day before. 5% (5%) said not at all.

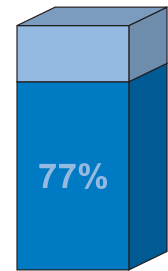
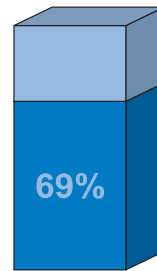
## EMOTIONAL HEALTH & WELL-BEING

- 32% (37%) of pupils had high self-esteem scores.
- 47% (48%) of pupils said that they worry 'a lot' about their family.
- 30% (32%) said they worry about friendships and 35% (34%) said they worry about keeping well.
- 23% (21%) said they worry 'a lot' about school-work.
- 54% (52%) said that they like going to school, 31% (31%) said sometimes and 15% (17%) said they didn't.



## LEISURE AND PHYSICAL ACTIVITY

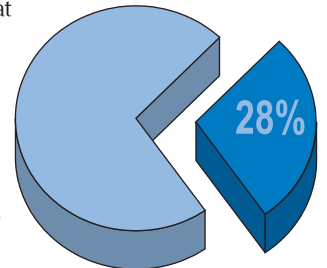
- 69% (75%) of girls said that they dance/do gymnastics 'sometimes' or 'a lot'. 77% (76%) of boys said that they play football 'sometimes' or 'a lot'.



- 60% (63%) of pupils said they spent time watching TV/online videos after school the day before the survey, 33% (37%) played computer games and 24% (25%) went to a club.
- 53% (54%) said that they go to an after school club and 81% (81%) said that they swim 'sometimes' or 'a lot'.


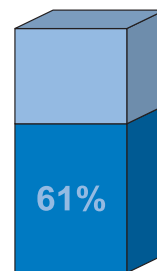
## ALCOHOL AND TOBACCO

- 30% (31%) of pupils reported that they had tasted alcohol.
- 28% (32%) of pupils said that someone who lived in their house smoked.
- 7% (6%) said that they would smoke when they are older; 19% (20%) said 'maybe'.



## STAYING SAFE

- 61% (62%) of pupils say that they don't feel scared to go to school because of other children. 14% (13%) said they did and 25% (25%) said sometimes.



- 77% (64%) of pupils said that they always wash their hands after going to the toilet, 2% (5%) said never.
- 10% (10%) of pupils said that they had asthma, 13% (14%) said they didn't know if they did.
- 73% (66%) of pupils had used the Internet at home in the previous week. 82% (79%) said that they use the Internet for playing games. 12% (14%) said they use Facebook etc.
- 44% (40%) said that they use the Internet when their parents/cares aren't in the room. 63% (62%) said that their parents/carers have rules about what they are allowed to do online.
- 12% (11%) of pupils said that they chat to people online who they have never met. 77% (72%) said they have been told how to stay safe when they chat to people online.

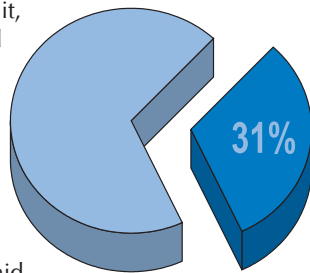
# Solihull Primary school pupils in Years 4 & 6 (ages 8-9 and 10-11)

## BACKGROUND

- 70% (71%) of pupils described themselves as white UK. 15% (11%) describes themselves as Asian and 8% (7%) described themselves as mixed.
- 42% (41%) were the eldest child in their family.

## HEALTHY EATING

- 2% (2%) of pupils had nothing to eat or drink for breakfast on the day of the survey. 53% (52%) of pupils had cereal.
- 21% (24%) of pupils have chips/roast potatoes, 28% (29%) crisps and 29% (29%) sweets and chocolates 'on most days'. 63% (61%) eat fresh fruit, 61% (59%) dairy produce and 57% (52%) vegetables 'on most days'.
- 31% (27%) of pupils had 5 or more portions of fruit and vegetables the day before the survey.
- 24% (26%) of Year 6 pupils said that they would like to lose weight.

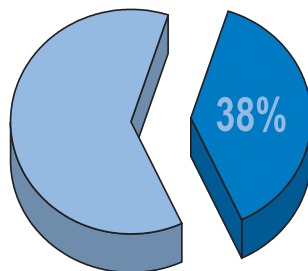


## Dental care

- 84% (82%) of pupils reported that they cleaned their teeth at least twice a day; however, 20% (24%) reported that they had to have a filling last time they visited the dentist.

## EMOTIONAL HEALTH & WELL-BEING

- 38% (39%) of pupils had high self-esteem scores.
- 29% (31%) of pupils worried 'quite a lot' or 'a lot' about school tests, 27% (27%) about family relationships and 27% (25%) about keeping healthy.
- 16% (15%) of boys and 21% (21%) of girls worried about how their body changes as they grow up.

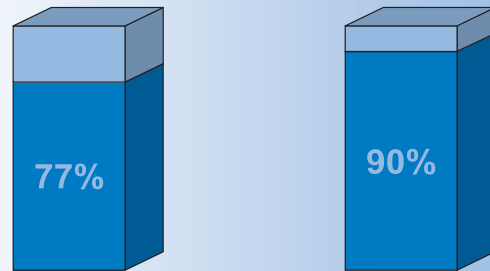


## PHYSICAL ACTIVITY

- 48% (49%) played sport the night before.
- 85% (80%) of pupils reported that they enjoyed physical activities 'quite a lot' or 'a lot'.
- 90% (89%) said they played running/skipping games/tag and 70% (68%) played ball games at playtime/lunchtime.
- 70% (67%) considered themselves 'fit' or 'very fit'.

## PUBERTY AND GROWING UP

- 77% (76%) of Year 6 boys and 90% (90%) of Year 6 girls said their parents had talked to them about how their body changes as they grow up.



- 83% (77%) of Year 6 pupils said their teachers had talked to them about how their body changes as they grow up.
- 74% (73%) of Year 6 pupils said that they thought they knew enough about how their body changes as they get older.
- 80% (77%) of Year 6 boys and 88% (86%) of Year 6 girls said their parents had talked to them about how their feelings/emotions change as they grow up. 67% (58%) of Year 6 boys and 68% (66%) of Year 6 girls said their teachers had.

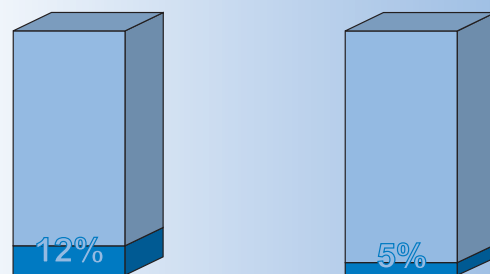
## DRUGS, ALCOHOL AND TOBACCO

### Drugs

- 65% (63%) of pupils reported that their parents had talked to them about drugs. 58% (48%) said their teachers had.
- 1% (2%) of Year 6 pupils said that they had been offered cannabis and 1% (1%) said they had been offered other drugs.

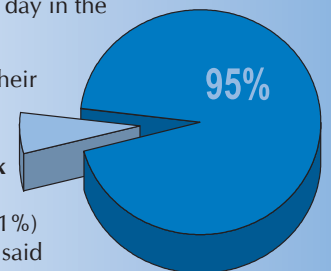
### Alcohol

- 12% (17%) of boys and 5% (10%) of girls in Year 6 said they had ever had an alcoholic drink.



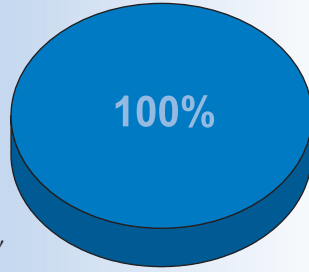
- 2% (4%) of boys and 1% (2%) of girls in Year 6 said they drank alcohol on at least one day in the last week.

- When asked about whether their parent's know if they drink alcohol, 95% (87%) of Year 6 pupils said they don't drink alcohol, 4% (11%) said their parents always know, 0.3% (1%) said 'usually' and 0.5% (2%) said 'sometimes' or 'never'.



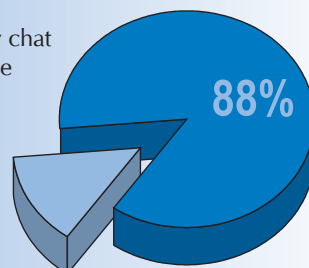
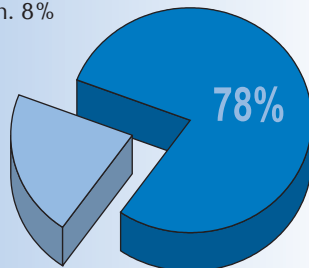
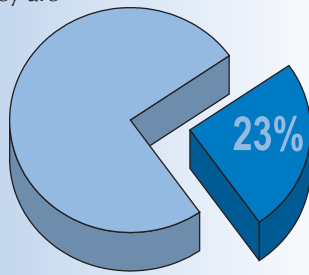
## Tobacco

- 100% (98%) of Year 6 pupils said they have never smoked at all. 0% (0%) smoked during the last seven days.
- 1% (1%) of pupils think they will smoke when they are older, 6% (7%) said maybe and 93% (92%) said no.



## STAYING SAFE

- 68% (65%) of pupils say that they are 'never' afraid to go to school because of bullying.
- 23% (24%) said that they had been bullied at or near school within the last 12 months.
- Behaviour reported as causing distress included being teased or made fun of, being called nasty names, being left out and being pushed or hit for no reason.
- Of those pupils who said that they had been bullied in the month prior to the survey 46% (37%) said it happened outside at breaktime and 35% (31%) said in a classroom at breaktime. 17% (16%) reported being bullied during a lesson.
- 15% (15%) of pupils reported that they thought they were bullied because of the way they looked. 11% (11%) said because of their size or weight.
- 5% (5%) thought they were bullied because of their race, colour or religion. 8% (5%) said because they do well/badly in tests.
- 78% (77%) of pupils said that their school takes bullying seriously.
- 4% (5%) of pupils reported that they never or hardly ever feel safe at playtime (including dinnertime). 16% (18%) said they sometimes feel safe and 80% (77%) said they often feel safe.
- 95% (93%) of pupils had used the Internet at home in the last week. 70% (73%) said they use the Internet for playing online games (on own - 59% play online games with other people). 70% (63%) said they use it for school work/homework. 43% (41%) said looking at web pages about their hobbies and interests.
- 57% of pupils said that they use the Internet unsupervised when their parents/carers aren't close by. 80% (80%) said that parents/carers have rules about what they are allowed to do online.
- 20% (19%) of pupils said they chat to people online that they have never met.
- 88% (88%) said they have been told how to stay safe while chatting online.
- 4% (5%) said they had received a chat message that scared them or made them upset.



- 37% (35%) of pupils worried 'quite a lot' or 'a lot' about crime.

## LEISURE TIME

- 69% (69%) of pupils said that they often felt happy during playtimes.
- 97% (96%) of pupils said they spent time chatting/talking during school playtimes. 65% (64%) said they often spent time queuing for lunch at least sometimes.
- 69% (65%) of pupils said they spent time watching television after school on the day before the survey, 53% (51%) of boys and 65% (53%) of girls in Year 6 spent time doing homework on the evening before the survey.
- 55% (52%) said they read a book for pleasure the night before, 56% (59%) played computer games and 38% (35%) said they went to a club the night before.

## SPENDING MONEY

- The main items Year 6 pupils spent money on last week:

	Boys	Girls
Presents for others	33%	38%
Sweets, chocolate etc.	28%	33%
Clothes, shoes etc.	27%	28%
Computer (games etc)	26%	27%
In-game purchases	24%	25%

## SIGNIFICANT DIFFERENCES BETWEEN SOLIHULL AND THE SHEU REFERENCE SAMPLE

For most questions in the survey, Solihull primary pupils give similar responses to those in the SHEU reference sample. The following are a selection of the interesting differences noted.

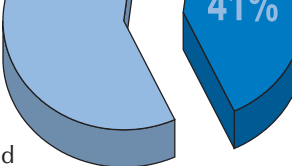
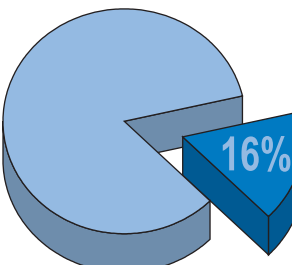
- 87% of pupils in Solihull said that they enjoy physical activity. This is higher than the 82% seen in the wider sample.
- 25% of Year 6 girls in Solihull said they would like to lose weight compared with 30% of girls in the wider sample.
- 44% of Year 6 pupils recorded levels of high self-esteem compared with 37% of the wider sample.
- 61% of pupils said that they came to school by car on the day of the survey. This is higher than the 47% reported in the wider sample.
- 56% of pupils spent time playing computer games the night before compared with 66% of the wider sample.
- 59% of pupils spent time doing homework the night before compared with 44% of the wider sample.
- Pupils in Solihull were more likely to say that their school cares whether they are happy or not, that their school teaches them to work as part of a team and that people with different backgrounds were valued in their school compared with pupils in the wider sample.

# Solihull Secondary school pupils in Year 8 and Year 10 (ages 12-13 and 14-15)

## BACKGROUND

- 63% (73%) of pupils described themselves as white UK. 14% (11%) described themselves as Asian and 3% (3%) as black. 9% (7%) described themselves as mixed.
- 65% (66%) of pupils live with mother and father together.

## HEALTHY EATING

- 41% (43%) of pupils 'often' or 'always' consider their health when choosing what to eat.** 
- 23% (12%) of Year 10 boys and 38% (16%) of Year 10 girls said they had nothing to eat or drink for breakfast on the day of the survey.
- 16% (17%) said that they had five or more portions of fruit and vegetables the day before.** 
- 13% of pupils said they had no portions of fruit and vegetables the day before.
- 9% (8%) of pupils had no water to drink on the day before the survey, 37% (31%) had around a litre or more.

## EMOTIONAL HEALTH & WELL-BEING

- 59% (60%) of pupils reported that, in general, they were 'quite a lot' or 'a lot' satisfied with their life.
- Parents are the most popular sources of support for boys and girls.
- 27% (28%) of pupils reported a fear of going to school at least sometimes because of bullying.
- 18% (21%) said that they had been bullied at school and 5% (6%) said near school in the last 12 months.

### The top four worries for Year 8 pupils were:

	Boys	Girls
Friendships	33%	49%
Mental health (someone I care about)	32%	47%
Career	31%	44%
Parents/carers not getting on	30%	42%

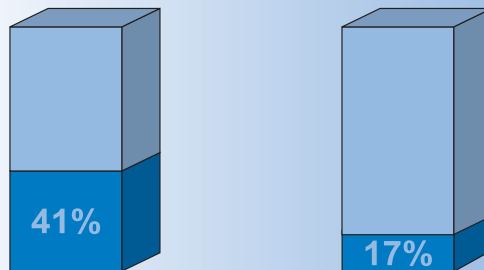
### These changed to the following for Year 10 pupils:

	Boys	Girls
Mental health (someone I care about)	41%	65%
Career	39%	63%
Physical health (someone I care about)	37%	54%
Exams etc.	36%	47%

- 36% (44%) of pupils had high self-esteem scores.

## PHYSICAL ACTIVITY

- 70% (70%) of pupils said they enjoyed physical activities 'quite a lot' or 'a lot'.
- 29% (28%) of pupils said that they had been physically active five days or more in the last week, for at least an hour.
- 41% (40%) of the Year 10 boys consider themselves 'fit' or 'very fit' compared with only 17% (27%) of the Year 10 girls.**



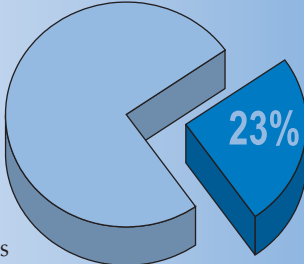
- 54% (49%) of pupils said that they had been involved in physical activity at school for 2 or more hours in the past 7 days.

## RELATIONSHIPS AND SEXUAL HEALTH

- 14% (20%) of pupils [44% (33%) Year 10 girls] said that they knew where to get emergency contraception free of charge. 53% (59%) of Year 10 pupils know where to get condoms free of charge.
- 70% (76%) of pupils said that they thought condoms were reliable methods in stopping infections like HIV/AIDS.
- 33% (49%) of pupils said that if they had a sexual health concern, they would know where to go to get help.
- 4% (4%) of pupils [9% (10%) of Year 10 girls] said that a boy/girlfriend had pressured them to have sex or do sexual things.
- 15% (12%) of pupils said they had been in a relationship with someone who had been angry or jealous when they wanted to spend time with friends; 15% (9%) said their boy/girlfriend kept checking their phone.
- 8% (7%) said that a boy/girlfriend had used hurtful or threatening language towards them.
- 4% (5%) of Year 10 pupils said that been hit by a partner. 63% (67%) of Year 10 pupils said if this happened to them they would know what to do.

## DRUGS, ALCOHOL & TOBACCO

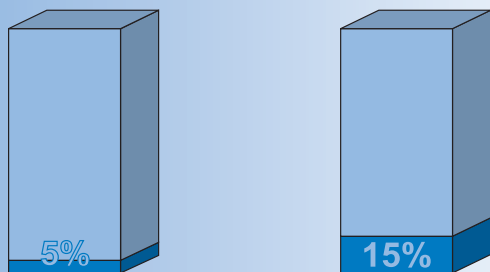
### Drugs

- 23% (20%) of Solihull secondary pupils are 'fairly sure' or 'certain' that they know someone who takes drugs.** 
- 36% (27%) of Year 10 boys and 31% (25%) of Year 10 girls have been offered cannabis.

- When asked if they had taken an illegal drug in the month before the survey 1% (1%) of Year 8 pupils said they had. This rose to 3% (3%) of Year 10 pupils.
- 1% (1%) of Year 8 and 9% (9%) of Year 10 pupils said they had ever taken an illegal drug.
- 3% (3%) of Year 10 pupils have taken an illegal drug and alcohol on the same occasion.

### Alcohol

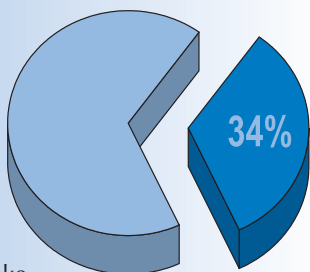
- 53% (52%) of pupils said that they have **never** had an alcoholic drink.
- 5% (4%) of Year 8 pupils had an alcoholic drink on at least one day in the past week. 15% (16%) of Year 10 pupils did the same.**



- 3% (4%) of Year 10 pupils said that they got drunk in the last week.
- 1% (1%) of Year 10 pupils bought alcohol from a supermarket that should sell only to over-eighteens.
- 3% (4%) of pupils said their parents never or only sometimes know if they drink at home.

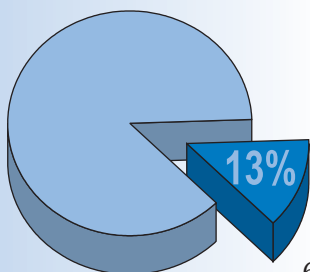
### Tobacco

- 34% (26%) of pupils reported that there is someone who smokes indoors in their home (including themselves) on most days.**
- 0% (1%) of Year 8 and 5% (4%) of Year 10 reported that they smoke 'occasionally' or 'regularly'.
- Of those who said they smoke, 71% (63%) said they could stop if they wanted to, 14% (25%) said they didn't know and 14% (12%) said they didn't think they could.
- 12% (14%) of pupils have tried e-cigarettes and another 2% (3%) said they use them 'occasionally' or 'regularly'.



### STAYING SAFE

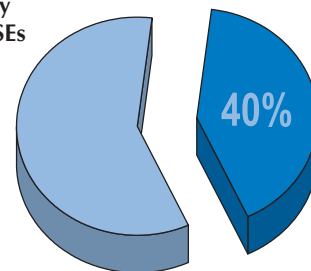
- 22% (14%) of Year 10 pupils said that their safety had been put at risk on an occasion when they had used alcohol.
- 96% (91%) of pupils said they access the Internet for chatting and 30% (31%) said for livestreaming.
- 10% (32% Year 10 boys) said that they had looked online for sexual images, videos etc. 16% saw it accidentally
- 3% of pupils said that they had seen them online and it made them upset.
- 13% (13%) of pupils said that someone had shared an image of them, without their consent, via social media that made them unhappy.**



- 22% (13%) of pupils rated the safety of their area, when going out after dark, as 'poor' or 'very poor'. 4% (2%) said this about going out during the day.
- 9% (9%) said that they had been the victim of violence or aggression in the area where they live in the past 12 months.
- 6% (6%) of pupils reported that they were 'fairly sure' or 'certain' that they or their friends carried weapons or other things for protection when going out.

### ECONOMIC WELL-BEING

- 40% (43%) reported that they expected to take several GCSEs and get good grades.**
- 61% (62%) of pupils want to continue in full time education after leaving school; 48% (43%) want to get training for a skilled job (e.g. apprenticeship).
- 9% (13%) of pupils have a regular paid job; the most common forms of work for pupils are paper/leaflet rounds, paid housework and babysitting .
- 26% (25%) of pupils said that they look after, or help to look after someone at home on a regular basis. 4% (5%) of pupils described themselves as a 'young carer'.



### SIGNIFICANT DIFFERENCES BETWEEN SOLIHULL AND THE SHEU REFERENCE SAMPLE

For most questions in the survey, Solihull secondary pupils give similar responses to those in the SHEU reference sample. The following are a selection of the interesting differences noted.

- 68% of secondary pupils in Solihull said that they were in charge of their health compared with 74% of pupils in the wider sample.
- 30% of Year 10 pupils in Solihull said that they had nothing for breakfast that morning compared with 19% of the wider sample.
- 16% of pupils said that they had at least 5 portions of fruit and vegetables the day before compared with 21% of the wider sample.
- 8% of pupils in Solihull have at least tried smoking compared with 15% of the wider sample.
- 53% of pupils in Solihull said they have never had an alcoholic drink compared with 61% of the wider sample.
- 24% of pupils said that they know someone personally who uses drugs. This is lower than the 29% of pupils in the wider sample.
- 22% of Solihull pupils rated their safety after dark in their local area as 'poor' or 'very poor' compared with 29% of pupils in the wider sample.
- 55% of pupils in Solihull said that they set their own targets and school helps them to meet them compared with 45% of the wider sample.
- 53% of Year 10 pupils in Solihull know where to get condoms free of charge compared with 58% of the wider sample.

# Pyramid data: Questions included in both the primary and secondary versions of the questionnaire

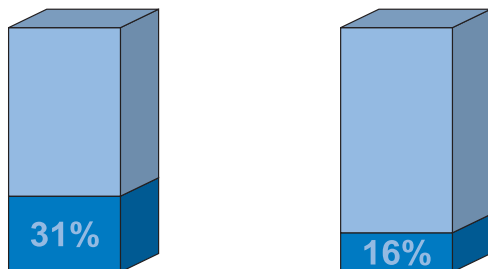
## Cross-phase data

The following is a small selection of data relating to the set of questions found in the early, primary and secondary versions of the questionnaire. It is always interesting to see how young people change as they grow up.

### HEALTHY EATING

#### Eating 5-a-day?

- Primary pupils are likely to eat at least 5 portions of fruit and vegetables the day before than secondary aged pupils are. 31% (27%) of primary pupils compared with 16% (18%) of secondary pupils.



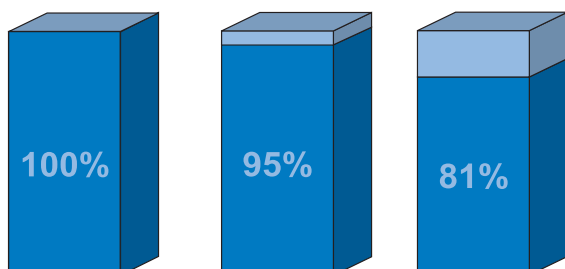
? Are 5 a day messages getting through to young people?

- The proportion of primary and secondary pupils having at least a drink for breakfast is higher in primary at 98% (98%) than secondary at 79% (88%).
- 89% (87%) of primary pupils said that they had breakfast at home compared with 64% (70%) of secondary pupils. 5% (6%) of primary pupils had something on the way to school compared with 9% (9%) of secondary pupils.

### SMOKING

#### Have you ever smoked? – Not even tried

- There are clear differences with age. 100% (98%) of Year 6 pupils compare with 95% (94%) of Year 8 and 81% (84%) of Year 10 pupils saying this.



? Can more be done to encourage Year 10 pupils not to start smoking?

### EMOTIONAL HEALTH & WELL-BEING

#### How much do you worry about...?

- Older pupils are more likely to worry about the way they look compared with the younger pupils. 20% (20%) of primary pupils compared with 38% (37%) of secondary pupils. Girls worry more about this than boys do.
- With increasing age, girls reported worrying more about friendships: 34% in Year 6 compared with 44% in Year 8 and 47% in Year 10.
- 24% (24%) of primary pupils said that they had been bullied at or near school in the last 12 months. For secondary aged pupils, 18% (21%) said they had been bullied at school, 5% (6%) of pupils said they had been bullied near school.

? Is it possible to ease children's worries? Do they have time to talk, at school or elsewhere?

### PHYSICAL ACTIVITIES

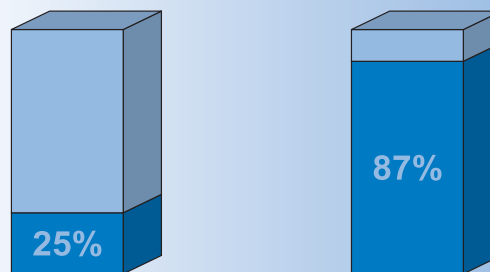
#### Enjoyment of physical activity

- 85% (80%) of primary pupils said that they enjoy physical activity 'quite a lot' or 'a lot'. 73% (77%) of Year 8 pupils and 64% (62%) of Year 10 pupils said the same.
- 64% (62%) of Year 6 girls thought they were 'fit' or 'very fit'. 32% (40%) of Year 8 girls and 17% (28%) of Year 10 girls said the same.
- 47% (40%) of primary aged pupils said that they had been physically active 5 days or more, for over an hour in the previous week. 29% (28%) of secondary aged pupils said the same. More boys than girls said this.

### INTERNET

#### What do you use the Internet for?

- 25% (30%) of primary pupils and 87% (85%) of secondary pupils use the Internet for social media (Facebook, Instagram, Twitter etc.)



- 70% (63%) of primary pupils said that they use the Internet for schoolwork/homework, 88% (91%) of secondary pupils said the same.
- More boys than girls use the Internet for playing online games: 72% of boys and 47% of girls in the primary sector play online games with other people over the Internet. This compared with 90% of Year 8 and 94% of Year 10 boys, but only 46% of Year 8 and 42% of Year 10 girls said the same.

? What are the dangers of children playing games with other people over the Internet?

## TRENDS

Solihull schools also surveyed in 2004, 2006, 2007, 2010, 2012, 2014, 2016 and 2018, some possible emerging trends include:

- 37% of Year 6 pupils in 2006 said they could 'usually or always' say no when a friend asked them to do something they didn't want to do. This has risen steadily to 55% who said this in 2016 and to 56% in 2018 and 2020.
- There has been a downward trend for primary aged pupils saying that they drank alcohol in the previous week: 17% of Year 6 pupils said they drank alcohol in 2004, this has steadily fallen to the 3% reported in 2014 and 2016 and 2% in 2018. In 2020 it is now 1%.
- There has been an upward trend for primary pupils reporting that their teachers had talked with them about growing up: In 2004, 39% of Year 6 pupils reported this and it rose steadily to 62% reported in 2012. It was 60% in 2014 jumping to 76% in 2016. It was at 77% in 2018 and now 83% in 2020.
- There is an upward trend across all age groups for pupils who say they have never tried smoking at all: in 2020 for example 95% of Year 8 pupils said they had never smoked at all, this has risen steadily from the 66% of Year 8 pupils who said the same in 2004.
- 39% of secondary pupils in 2006 said they they know someone personally who uses drugs. This figure had fallen steadily across the years to 20% in 2018 but is at 23% in 2020.
- There had been a rise in secondary aged pupils saying that their safety going to and from school is 'good' or 'very good': 71% of pupils said this in 2006, 80% said this in 2016 and 2018 but it has fallen to 74% in 2020.
- There has been a steady decline in proportions of secondary aged pupils saying that they have ever had an alcoholic drink. 84% of secondary pupils reported this in 2006, this has dropped to 47% in 2020.
- 16% of secondary pupils in 2006 said that they got drunk the previous week. In 2020 this has fallen to just 1%.
- There has been an overall decline in the proportion of secondary pupils who know where to get condoms free of charge: In 2006, 47% of pupils said this and it has fallen steadily to 27% in 2020.

## The Way Forward – over to you

We are grateful to the teachers, schools, and young people for their time and contributions to this survey. As a result of their work we have excellent data to be used by schools as well as by both statutory and voluntary agencies that support the health and wellbeing of children and young people in Solihull. The data will be used to support planning as part of the Solihull Healthy Schools Programme.

**For further information about the survey please contact:**



[seis@solihull.gov.uk](mailto:seis@solihull.gov.uk)

Council House,  
Manor Square  
Solihull B91 3QB



**Solihull**