

Using the BorrowBox app

Instructions written using an Android device

Sign in with your Library ID

Use the membership details provided by your local library.

Library

Enter the name of your library

Sign In

[Forgot Password?](#)

[Not a member? Join Now](#)

[Need help?](#)

Version 3.03.16
Powered by and Copyright © Bolinda Digital Pty Ltd 2012–2021. All Rights Reserved.

Download the free BorrowBox app and open it

You will need to choose the library and login

In the Library start typing Solihull, you should only need to type 3 letters before the full name shows – Select it by clicking on it.

In the Barcode box type your card number with or without the SLP in front, without spaces, and with the X if one appears in the card number.

Enter your PIN in the line below and then click Sign In

See the instructions further down if you want to use Borrowbox with another library service as well.

Terms and Conditions

By tapping Agree, you agree to the following Terms and Conditions and Privacy Policy.

TERMS AND CONDITIONS

Terms & Conditions

Welcome to BorrowBox

Your library has entered into an agreement with Bolinda Digital Pty Ltd ("Bolinda Digital") to provide you with access to the Bolinda Digital Service (the "Service").

This Service allows you to borrow digital content for a fixed loan period.

By using the Bolinda Digital Service, you are entering into a legally binding agreement (the "Agreement") with Bolinda Digital.

This Agreement and any updates, additional software licenses and all of Bolinda Digital's policies collectively constitute your Agreement with Bolinda Digital. To agree to these terms, click "Agree". If you do not agree to these terms, do not click "Agree" and do not use the Service.

This Agreement allows you to use digital content under the terms and conditions set out below.

1. If you are under the age of 18

If you are under the age of 18, you should review these terms and conditions with your parent or guardian before agreeing to make sure that you or your parent or guardian understand your and their legal obligations. Parents or guardians are responsible for their children's digital content selections.

2. Bolinda Digital Privacy Policy

This Agreement is subject to the [Bolinda Digital Privacy Policy](#), which is expressly incorporated into this Agreement. If you have not already read Bolinda Digital's Privacy Policy, you should do so now before using the Service.

3. Objectionable material

By using the Service, you may encounter content that may be deemed offensive, indecent or objectionable. There may be no warning of this. You agree to use this Service at your sole risk and Bolinda Digital has no liability to you for content that may be found to be offensive, indecent or objectionable.

4. Your Information

It is a condition of use that you provide accurate, current and complete information required to register with the Service and at other points as may be required in the course of using the Service. You must maintain and update your registration as required to keep it accurate, current and complete. Bolinda Digital may terminate your rights to use the Service if any information you provide is false, inaccurate or incomplete. You agree that Bolinda Digital may store and use your information you provide for use in maintaining your account.

5. Responsibility for your account

Cancel Agree

You will then get a page of Terms and Conditions – click Agree if you are happy with these

Complete Registration

As you are a first time user please complete your registration for this service.

Email

Display Name (optional)

NEWSLETTERS Newsletters

☐ Library
I wish to subscribe to the free Library Newsletter.

☐ BorrowBox
I am happy to receive email updates from the BorrowBox team.

DONE

To complete registration, enter your email address, and choose whether you receive email marketing.

You will receive an email when you borrow an eaudiobook.

Solihull Metropolitan Borough Library Service 61% 13:13

[My Loans](#) [My Reading Lists](#)

LOANS Available: 5 5

No loans.

RESERVES

No reserves.

LOAN HISTORY

eAudiobooks See all >

Book Title	Author	Loan Date
DEATH OF A HUSSY	M.C. Beaton	13/08/2020
DEATH OF A HUSSY	M.C. Beaton	20/07/2020

Solihull Metropolitan Borough Library Service 5 5

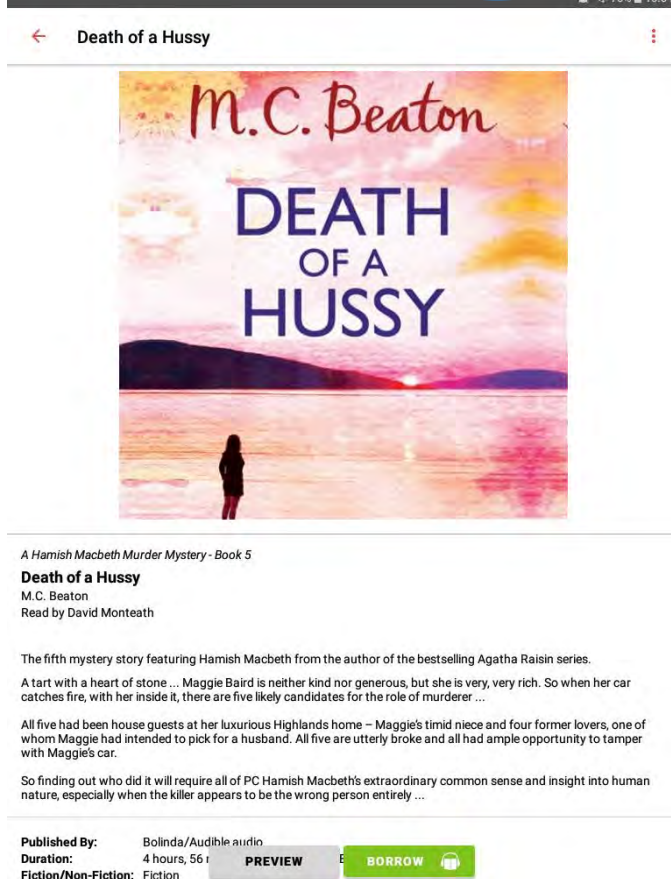
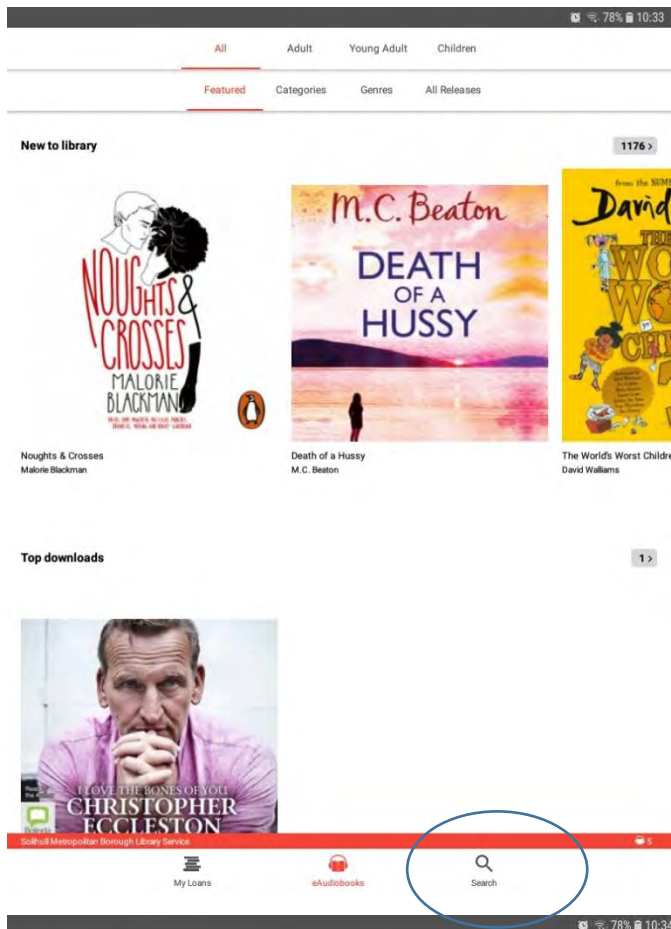
[My Loans](#) [eAudiobooks](#) [eBooks](#) [Search](#)

You have now registered and will not need to do that again.

The first page will show any existing loans and reservations, and any previous loans.

To see what eaudiobooks are available, click on the link (ringed) at the bottom of the screen.

There is a small selection of ebooks,



Details of what titles are available will show, in a variety of subject categories.

Use the headings at the top of the page to look for titles by age group, subject or genre.

With the magnifying glass at the bottom of the screen, you can search for individual authors and titles.

Click on a title page to get the full information and to borrow the title.

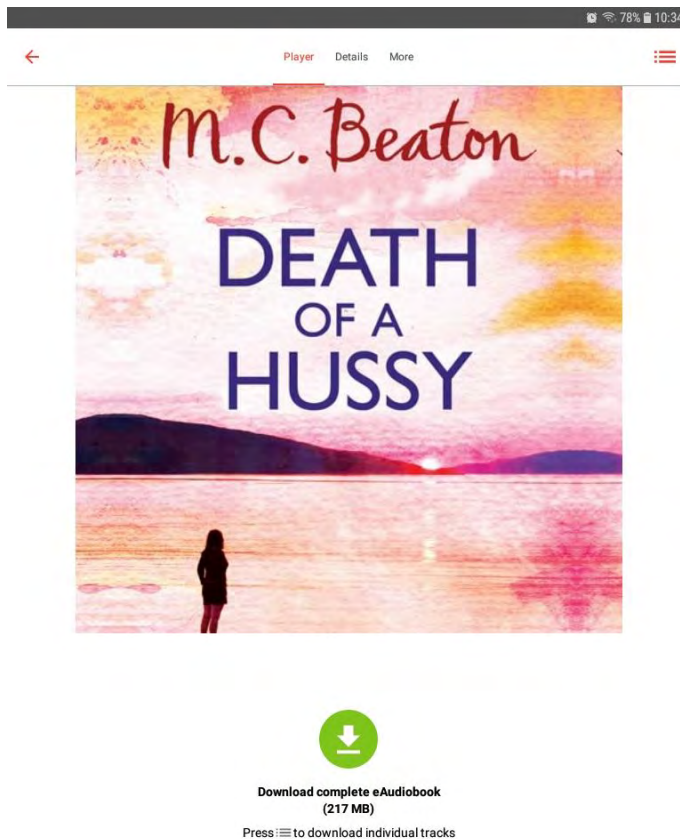
You can borrow up to 5 titles.

The individual title page will give information on the book, the reader and the length of the title.

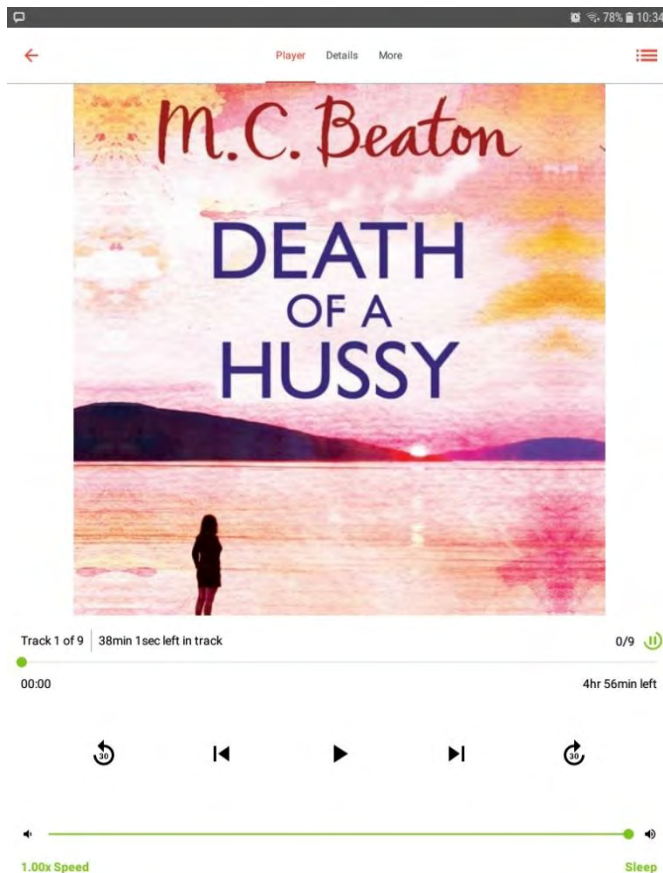
Click on Borrow at the bottom of the page

If the title is on loan you will be able to reserve it.

Click on the red arrow at the top of the page to go back to the home screen.



Once the book is issued to you, you will be prompted to download the whole eaudiobook or individual chapters.



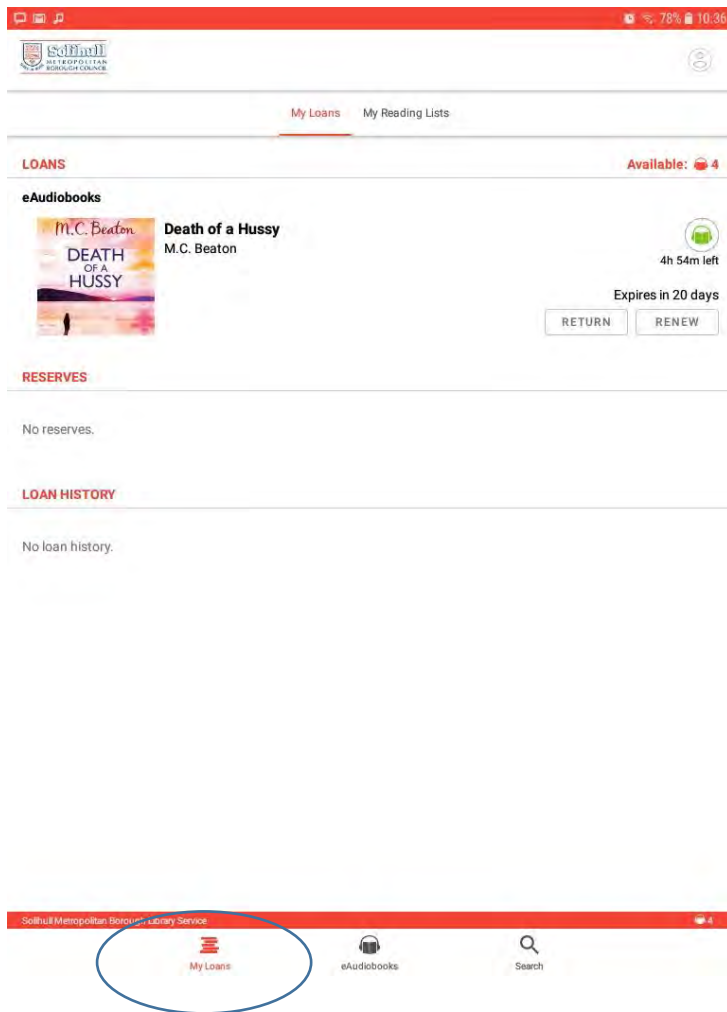
Once downloaded the Play screen will appear

With the controls you can:

Go back or forward 30 seconds

Jump to the start or the end of the track/chapter

Increase/decrease the speed of playback



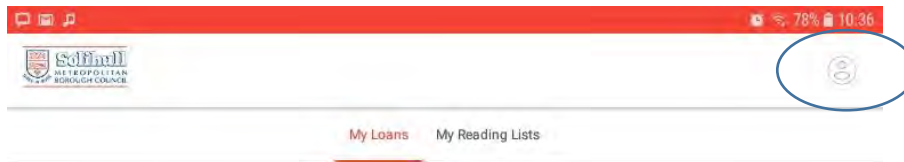
If you have finished the book and want to return it, click on the My Loans icon at the bottom of the screen.

You will see the dates the loan will expire and you can Return the title or Renew it (if no-one else has reserved it)

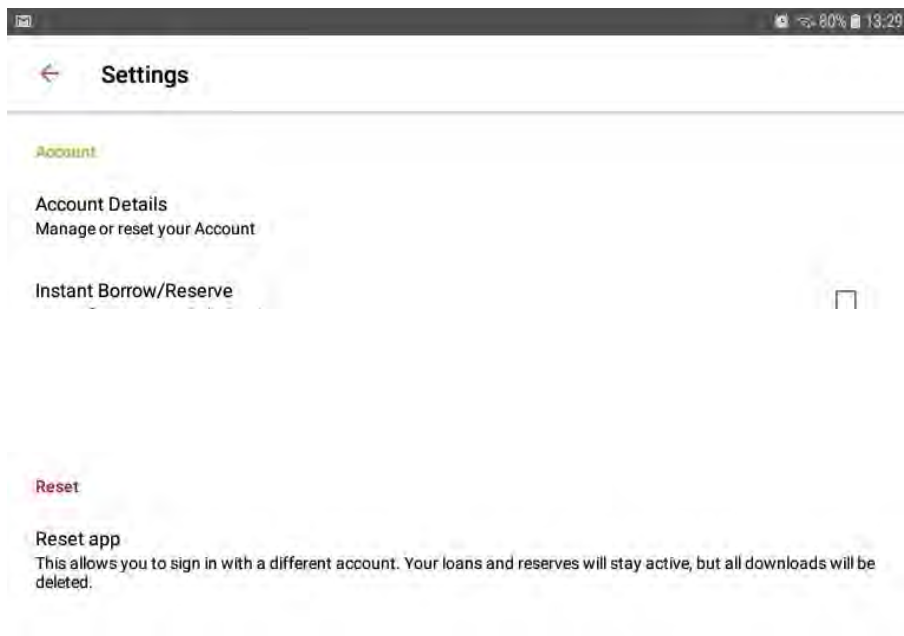
Changing the Borrowbox app for a different library service

It is possible to use the Borrowbox app for more than one library service.

This will keep your existing loans and reservations in place for each library, but will remove any downloads. Once you switch back you will be able to download the loan again.



Go to the My Loans page and click the Settings button at top right.



On the Settings page, select Account Details – Manage or reset your account.

On the Account Details page you can change download locations and your marketing preferences, but for changing library service go to Reset app at the bottom of the screen.

If you Reset the app, you will be invited to log in with the library card and PIN for the other library service you are using.

You can then alternate between library services using this method each time.