

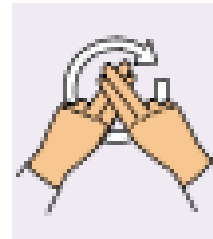

3rd Edition-Families

This home learning pack includes ideas around family – such an important area at the moment and one that also is important in every day communication.

We have included a range of activities for fun and ideas for adapting.

It covers:

- Family signs and words
- Every day items
- Clothing
- Prepositions
- Fricatives



family



Songs using Family Names *(fab songs to act out with real objects or cut out props...)*

Who stole the cookie from the cookie jar?



Who stole the cookie from the cookie jar

Daddy stole the cookie from the cookie jar!

Who me? Yes you.

Not me. Then who?

Choose another family member who may have stolen the cookie next and repeat the song.

Currant buns

5 currant buns in a Bakers shop

Round and fat with a cherry on the top

Along came "Mummy" with a penny one day,

Bought a currant bun and

Ate it right away.

Yummy!

Who's next?




5 currant buns in a bakers shop,
Round and fat with a cherry on top.

[Watch on YouTube:](http://m.youtube.com/watch?v=OzKY5YHnOTg)

<http://m.youtube.com/watch?v=-mi79hRcSXI>

<http://m.youtube.com/watch?v=OzKY5YHnOTg>




biscuit



singing



cake



cherry



daddy



mummy



Auntie



Uncle



Grandma



Granddad



sister



brother

Screen shot Family and friends as you talk with them....

Most of us are using social media as a platform to talk to friends and family at the moment...

A really simple language activity - take photo of people as you are talking to them. When the phone call is finished, you can look back at these photos with your child and see if they can remember that family member's sign name/name



Extended activity - Describe and compare facial features:

- *Henry has short brown hair. Dan is wearing a cap.
- *Auntie Harriet has brown eyes and you have blue eyes.
- * Isla has turned into a Unicorn!


Include questions and prepositions:

Who is below/above/next to (name)?

Which room is (name) in?

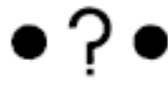
What are (name) and (name) doing?

A great activity to repeat again and again....

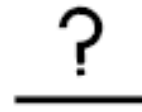




Who?



Which?



Where?



What?



above



under



next



happy



sad



again



look

Children love helping, so why not get them to help with the laundry...

Language relating to sorting/hanging out/putting away laundry :

Simple language:

*This is Daddy's/my/(name) sock

*This is Daddy's sock

Extended with a question:

*Where is Daddy's/my/(name) sock?

Extended vocab:

* Daddy's sock is dirty/clean/wet/dry

*Pass me mummy's jumper

Extended listening:

*Pass me mummy's spotty/green jumper.

*Put mummy's jumper in the top drawer

*Can you give me 2 socks and a t-shirt?



Yes, this activity really is just getting your child involved with sorting the laundry!

1)It's a great way to name different family members

(remember: use photos on your phones if your child is learning who's who in your household, but don't lose your phone amongst the washing!)

2)You'll be introducing/using possessive language, e.g. mine/yours/your brothers

3)And they'll be lots of repetition of clothes vocabulary. ENJOY.

Children's Services and Skills Directorate
SEND 0-25 Service
Special Inclusion Support Service
Sensory and Physical Impairment Team – Feb '21



When your child becomes familiar with using some family names/ clothes items/this activity, then you can introduce some simple turn taking:

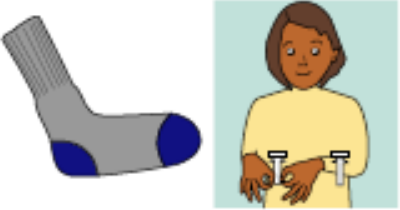

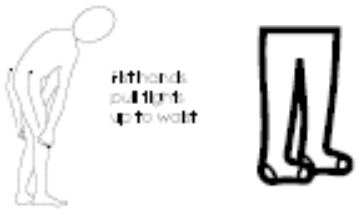





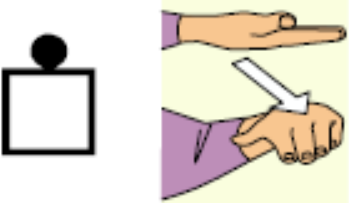
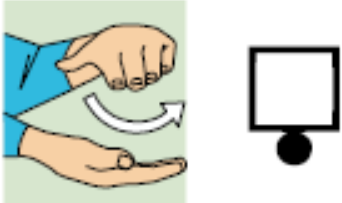


Your child can ask you for an item of daddy's clothes/spotty sock/to put the t-shirt in the draw/cupboard

Sabotage:

Don't always give your child the correct item first time

Using negatives:

"No, that's not daddy's sock"

 <p>sock</p>	 <p>pants</p>	 <p>tights</p>	 <p>T-shirt</p>
 <p>shorts</p>	 <p>dress</p>	 <p>trousers</p>	 <p>skirt</p>
 <p>on</p>	 <p>under</p>	 <p>mine</p>	 <p>yours</p>