





Lode Heath School

Priority and distance of the last child offered a place

-  Lode Heath School Catchment Area
-  2022 Criteria 6 Out of Catchment - 1.870 miles
-  2021 Criteria 5 Out of Catchment - 2.256 miles
-  2020 Criteria 6 Out of Catchment - 3.124 miles

