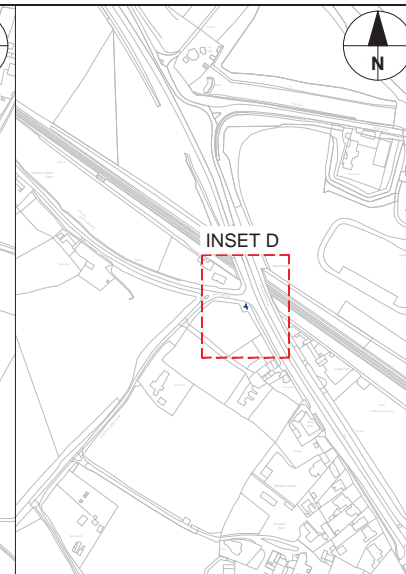
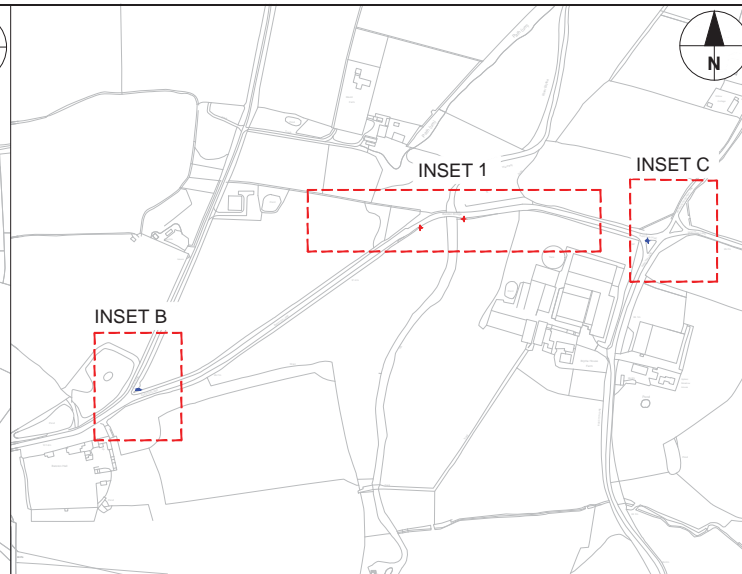
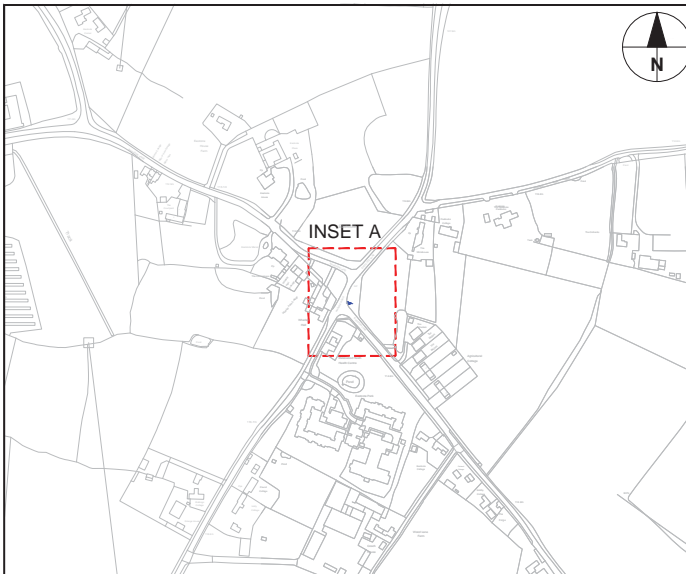


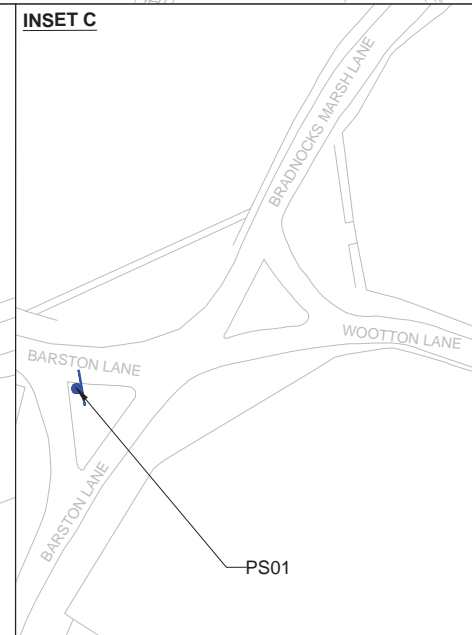
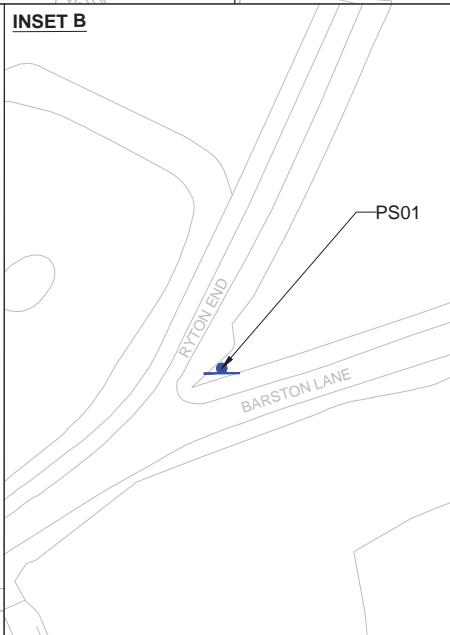
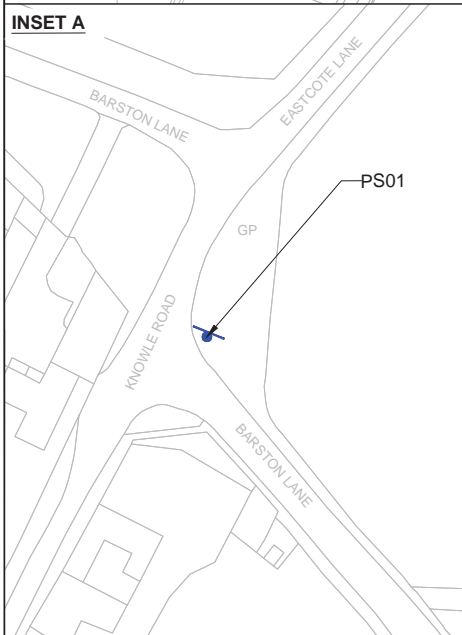
ISO A1 594mm x 841mm  
 Approved: JH  
 Checked: MD  
 Designer: RH  
 Project Management Initials:  
 BAU/HIGHWAY STRUCTURES/04 - LIVE PROJECTS/BARSTON BRIDGE/ DESIGN/1. TECHNICAL  
 SOLIHULL COUNCIL/04/09/24  
 File name: C:\SERVICES\1\HIGHWAY STRUCTURES - HIGHWAY SERVICES\1 - BAU/HIGHWAY STRUCTURES/04 - LIVE PROJECTS/BARSTON BRIDGE/ DESIGN/1. TECHNICAL DRAWINGS/3 DETAILED DESIGN/DRAWING 1.DWG  
 Scale: 1:1000  
 Date: 04/09/24  
 Drawn by: RH  
 Checked by: MD  
 Approved by: JH



- Notes
- DO NOT WORK FROM REDUCED DRAWINGS
  - THIS DRAWING SHOULD NOT BE SCALED
  - ANY DISCREPANCIES SHOULD BE REFERRED TO THE ENGINEER PRIOR TO WORK BEING PUT IN HAND
  - ONLY PRINT IN COLOUR
  - ANY SIGN POSTS TO BE RESET IF REQUIRED

**KEY**

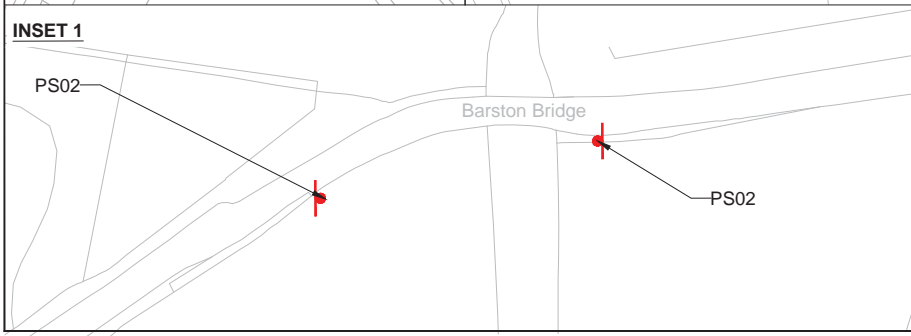
- EXISTING WEIGHT LIMIT SIGNAGE TO BE REPLACED AS PER SIGNAGE DETAILS
- EXISTING AXLE WEIGHT LIMIT SIGNAGE TO BE REPLACED AS PER SIGNAGE DETAILS



REV BY	DESCRIPTION	CHECKED	APPROVED	DATE

SOLIHULL MBC LICENSE NO. 100023139  
 CONTAINS ORDINANCE SURVEY DATA © CROWN COPYRIGHT AND DATABASE RIGHT 2024

HIGHWAY INFRASTRUCTURE  
 ECONOMY & INFRASTRUCTURE  
 COUNCIL HOUSE, MANOR SQUARE  
 SOLIHULL, B91 3QB  
 HIGHWAYS@SOLIHULL.GOV.UK  
 0121-704-6000



**SIGNAGE  
 DETAIL**

Scheme Ref.	PS01
	100mm



Scheme Ref.	PS02		
Sign Reference	626-2A_00		
Diag No.	626.2A_00		
TSRGD Ref.			
Height	1150 mm	Width	780 mm
Mount Height	2300	Area	0.90 m <sup>2</sup>
Material	Class RA2 (12899-1:2007)		
* Area reduced for rounded corners.			

Status  
**FOR INFORMATION**

Project Title  
**BARSTON BRIDGE  
 SIGNAGE REVIEW**

Drawing Title  
**GENERAL ARRANGEMENT**

Scale	Date	Drawn-by	Checked-by	Approved-by
NTS	04/09/24	RH	MD	JH
Drawing Number	Rev			
240002-SMBC-SNG-DR-CB-0001	P01			