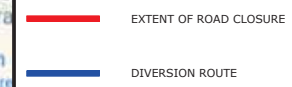


EXCALON TRAFFIC MANAGEMENT

NOTES

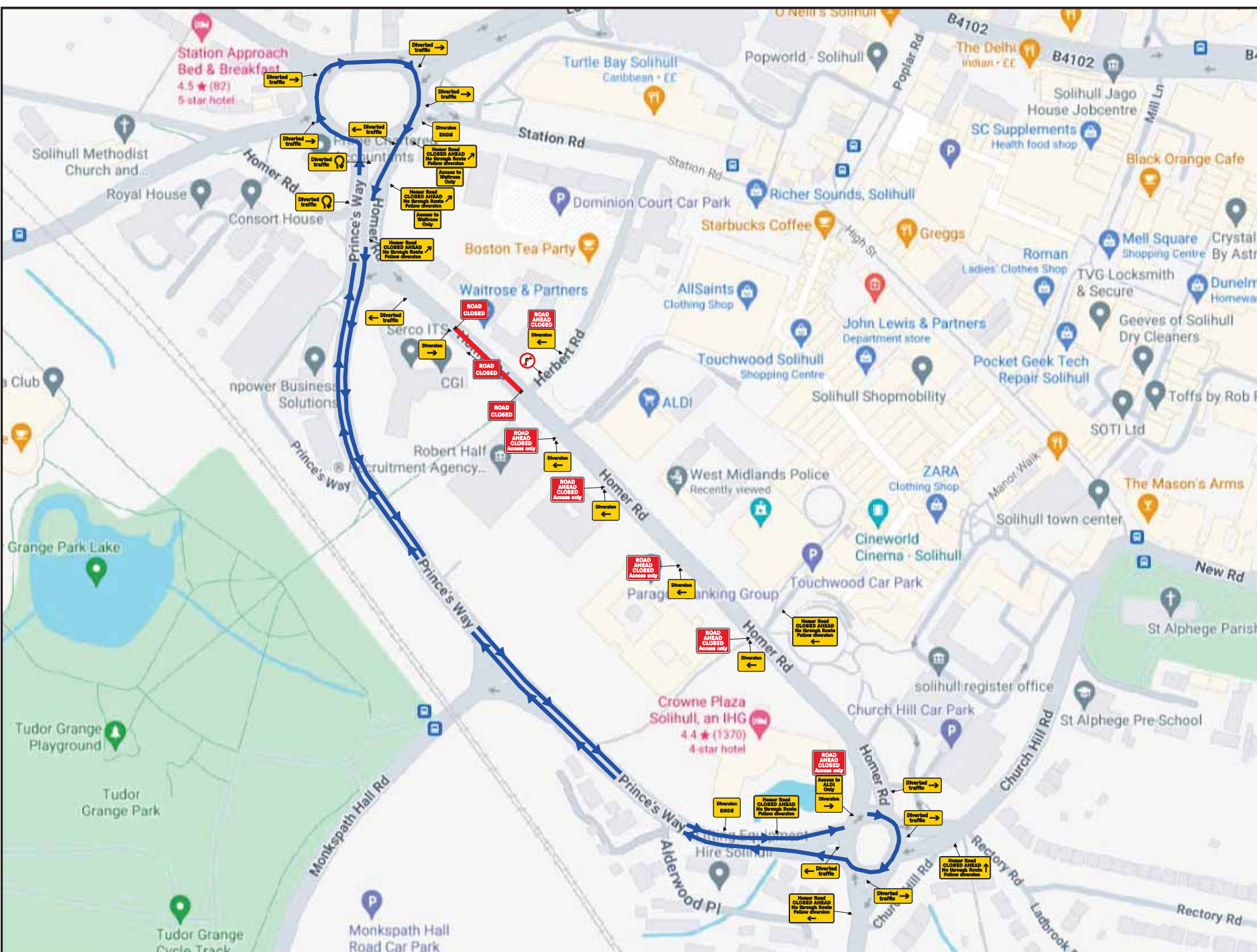
1. ALL SIGNS ARE AS PER CHAPTER 8.
2. DISTANCE BETWEEN SIGNS ARE NOT TO SCALE AND ARE FOR LAYOUT PURPOSES ONLY.
3. SIGNS SHOULD BE POSITIONED IN A SAFE WORKING SPACE.

KEY



SIGN	QUANTITY
	X 3
	X 1
	X 5
	X 1
	X 2
	X 3
	X 1
	X 2
	X 1
	X 5
	X 2
	X 2
	X 2
	X 7
	X 2
	X 1

EXCALON HEAD OFFICE
EXCALON YARD,
2 DUNCAN STREET,
SALFORD,
M5 3SQ



PROJECT
VIT058

DRAWING
(PHASE 1) HOMER ROAD,
SOLIHULL, B91 3QL,
ROAD CLOSURE (DIVERSION)

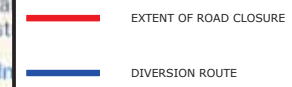
DRAWN BY: KC	DATE: 20/01/25
CHECKED BY: ML	DATE: 20/01/25
APPROVED BY: ML	DATE: 20/01/25
DRAWING No. PHASE 1	REVISION 0
DO NOT SCALE FROM THIS DRAWING	

EXCALON TRAFFIC MANAGEMENT

NOTES

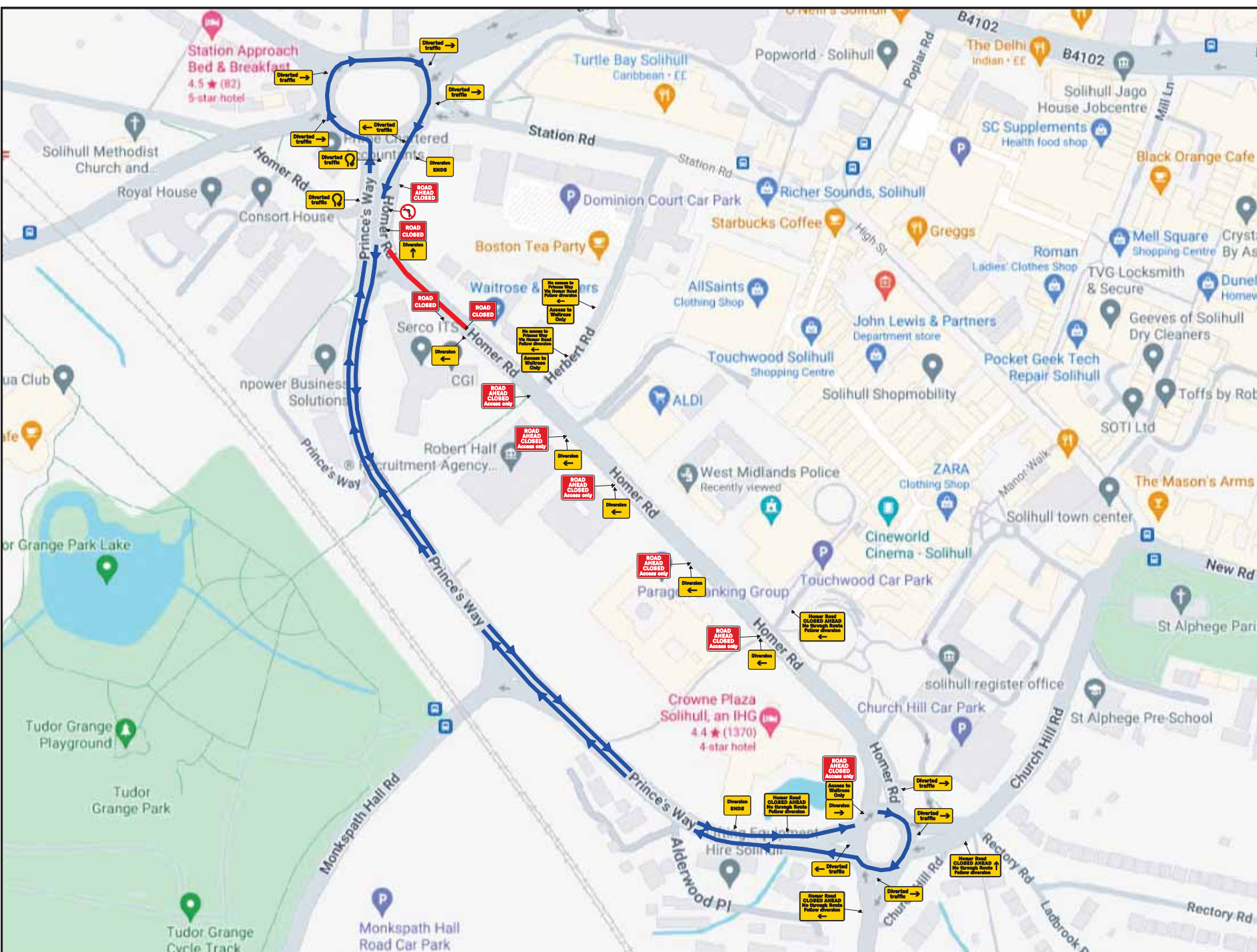
1. ALL SIGNS ARE AS PER CHAPTER 8.
2. DISTANCE BETWEEN SIGNS ARE NOT TO SCALE AND ARE FOR LAYOUT PURPOSES ONLY.
3. SIGNS SHOULD BE POSITIONED IN A SAFE WORKING SPACE.

KEY



SIGN	QUANTITY
	X 3
	X 1
	X 6
	X 1
	X 1
	X 1
	X 3
	X 3
	X 1
	X 5
	X 1
	X 2
	X 2
	X 7
	X 2
	X 1

EXCALON HEAD OFFICE
EXCALON YARD,
2 DUNCAN STREET,
SALFORD,
M5 3SQ



PROJECT
VIT058

DRAWING
(PHASE 2) HOMER ROAD,
SOLIHULL, B91 3QL,
ROAD CLOSURE (DIVERSION)

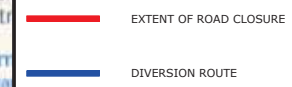
DRAWN BY:	KC	DATE:	20/01/25
CHECKED BY:	ML	DATE:	20/01/25
APPROVED BY:	ML	DATE:	20/01/25
DRAWING No.	PHASE 2	REVISION	0
DO NOT SCALE FROM THIS DRAWING			

EXCALON TRAFFIC MANAGEMENT

NOTES

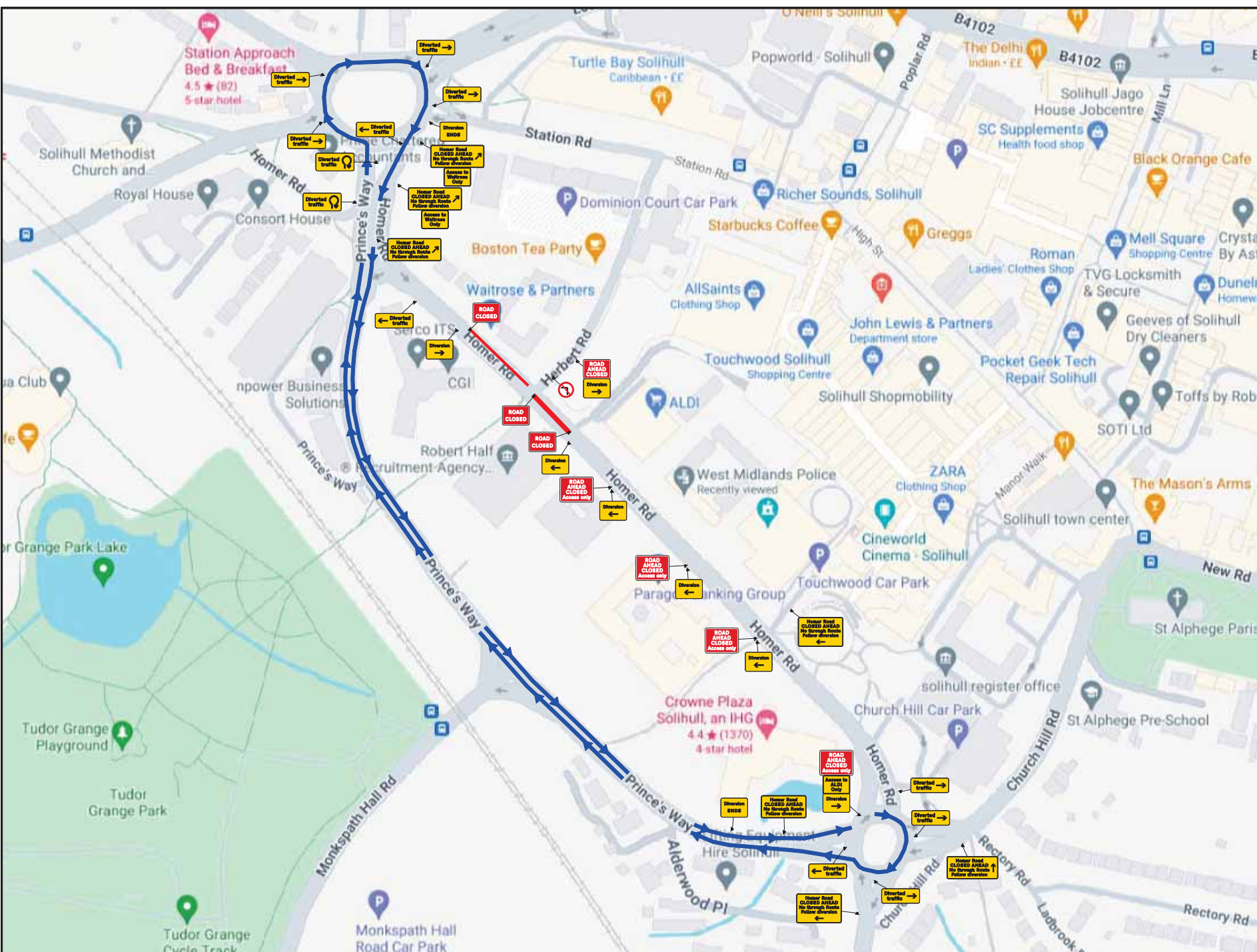
1. ALL SIGNS ARE AS PER CHAPTER 8.
2. DISTANCE BETWEEN SIGNS ARE NOT TO SCALE AND ARE FOR LAYOUT PURPOSES ONLY.
3. SIGNS SHOULD BE POSITIONED IN A SAFE WORKING SPACE.

KEY



SIGN	QUANTITY
	X 3
	X 1
	X 4
	X 1
	X 2
	X 3
	X 1
	X 2
	X 1
	X 4
	X 3
	X 2
	X 3
	X 7
	X 2
	X 1

EXCALON HEAD OFFICE
EXCALON YARD,
2 DUNCAN STREET,
SALFORD,
M5 3SQ



PROJECT
VIT058

DRAWING
(PHASE 3) HOMER ROAD,
SOLIHULL, B91 3QL,
ROAD CLOSURE (DIVERSION)

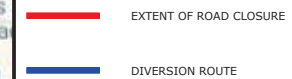
DRAWN BY:	KC	DATE:	20/01/25
CHECKED BY:	ML	DATE:	20/01/25
APPROVED BY:	ML	DATE:	20/01/25
DRAWING No.	PHASE 3	REVISION	0
DO NOT SCALE FROM THIS DRAWING			

EXCALON TRAFFIC MANAGEMENT

NOTES

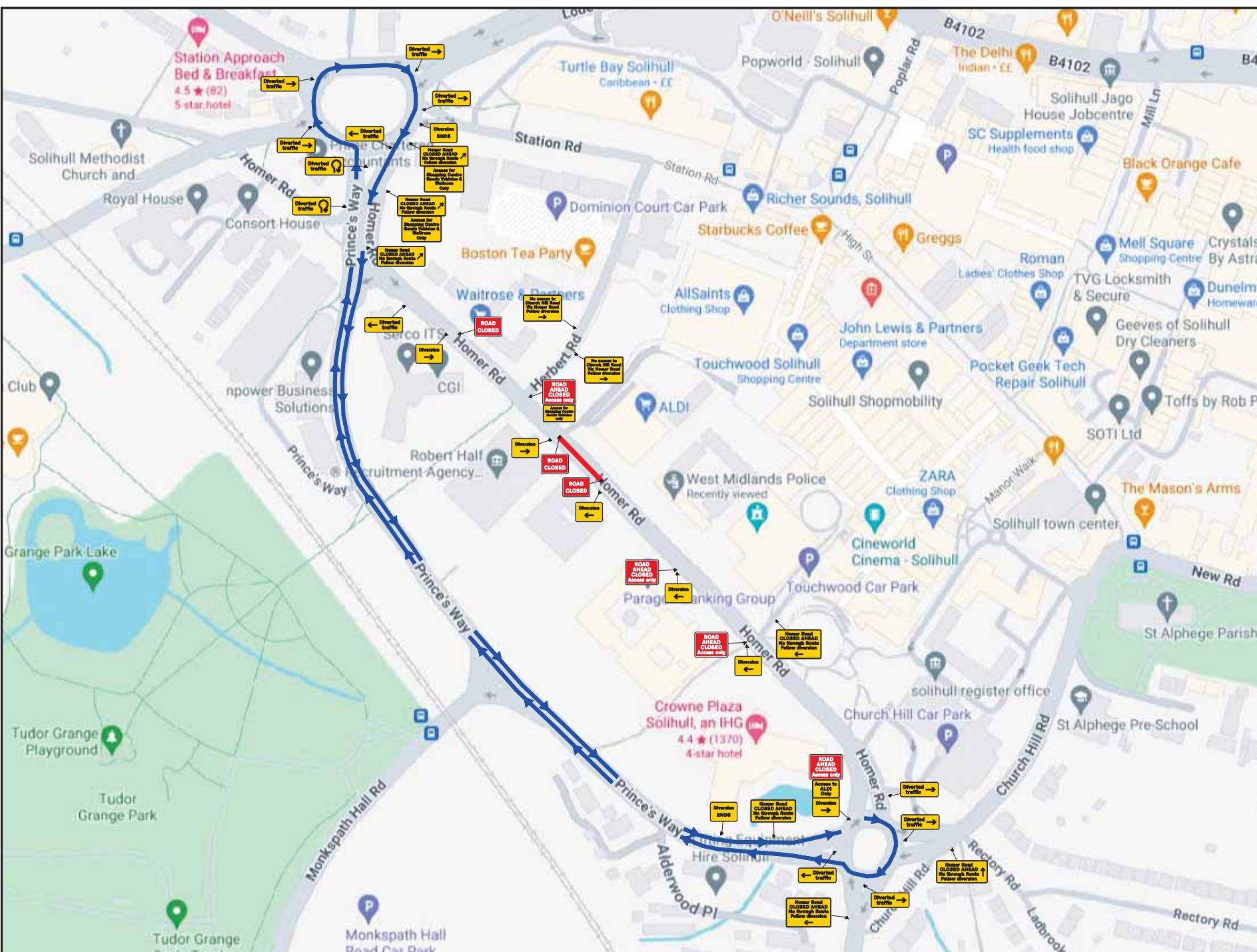
1. ALL SIGNS ARE AS PER CHAPTER 8.
2. DISTANCE BETWEEN SIGNS ARE NOT TO SCALE AND ARE FOR LAYOUT PURPOSES ONLY.
3. SIGNS SHOULD BE POSITIONED IN A SAFE WORKING SPACE.

KEY



SIGN	QUANTITY
	X 3
	X 3
	X 1
	X 2
	X 3
	X 1
	X 2
	X 2
	X 1
	X 1
	X 4
	X 3
	X 2
	X 3
	X 7
	X 2

EXCALON HEAD OFFICE
EXCALON YARD,
2 DUNCAN STREET,
SALFORD,
M5 3SQ



PROJECT
VIT058

DRAWING
(PHASE 4) HOMER ROAD,
SOLIHULL, B91 3QL,
ROAD CLOSURE (DIVERSION)

DRAWN BY: KC	DATE: 20/01/25
CHECKED BY: ML	DATE: 20/01/25
APPROVED BY: ML	DATE: 20/01/25
DRAWING No. PHASE 4	REVISION 0
DO NOT SCALE FROM THIS DRAWING	

EXCALON TRAFFIC MANAGEMENT

NOTES

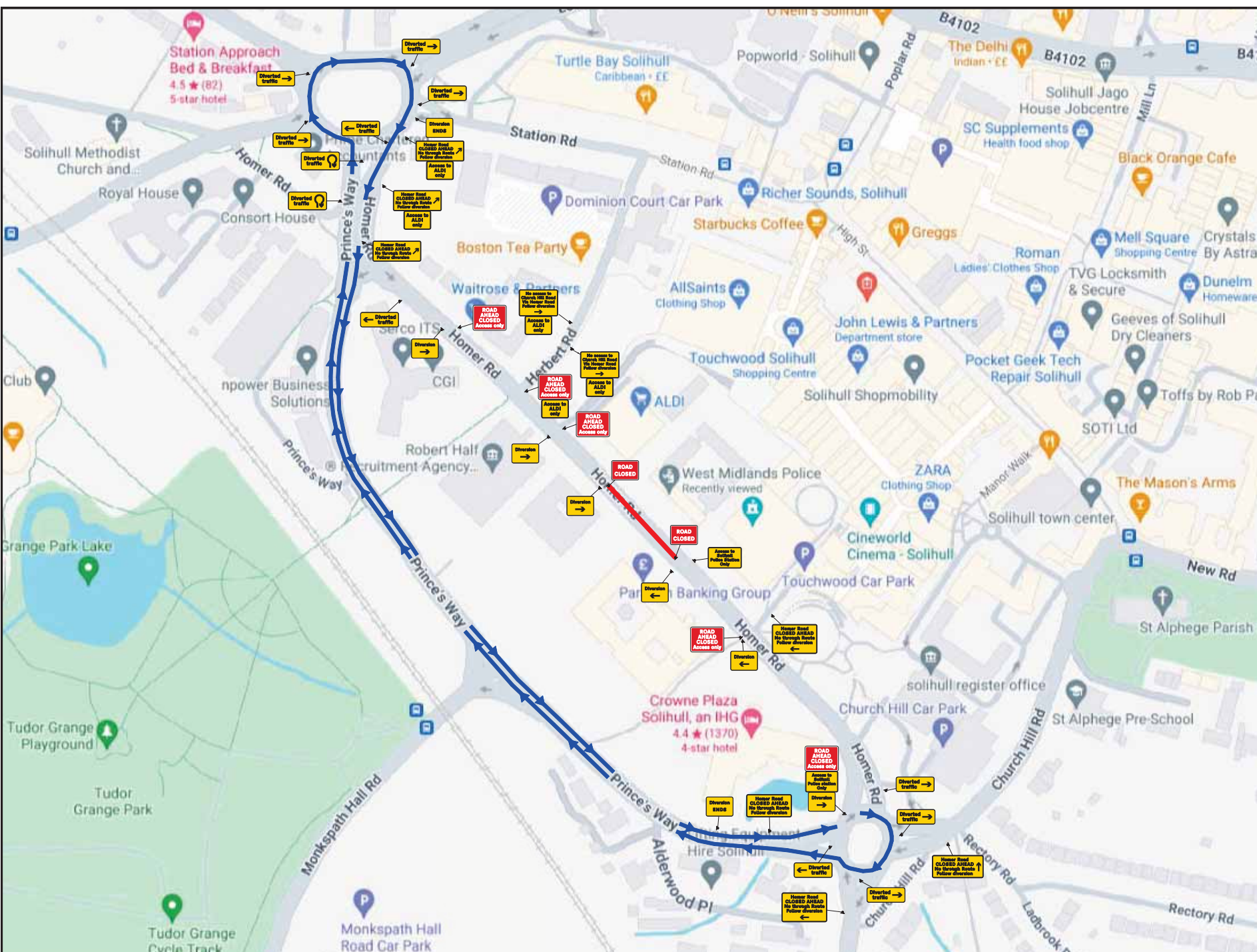
1. ALL SIGNS ARE AS PER CHAPTER 8.
2. DISTANCE BETWEEN SIGNS ARE NOT TO SCALE AND ARE FOR LAYOUT PURPOSES ONLY.
3. SIGNS SHOULD BE POSITIONED IN A SAFE WORKING SPACE.

KEY

- EXTENT OF ROAD CLOSURE
- DIVERSION ROUTE

SIGN	QUANTITY
	X 2
	X 5
	X 1
	X 2
	X 3
	X 1
	X 2
	X 5
	X 2
	X 2
	X 4
	X 2
	X 3
	X 7
	X 2

EXCALON HEAD OFFICE
EXCALON YARD,
2 DUNCAN STREET,
SALFORD,
M5 3SQ



PROJECT
VIT058

DRAWING (PHASE 5) HOMER ROAD,
SOLIHULL, B91 3QL,
ROAD CLOSURE (DIVERSION)

DRAWN BY: KC	DATE: 20/01/25
CHECKED BY: ML	DATE: 20/01/25
APPROVED BY: ML	DATE: 20/01/25
DRAWING No. PHASE 5	REVISION 0
DO NOT SCALE FROM THIS DRAWING	

EXCALON TRAFFIC MANAGEMENT

NOTES

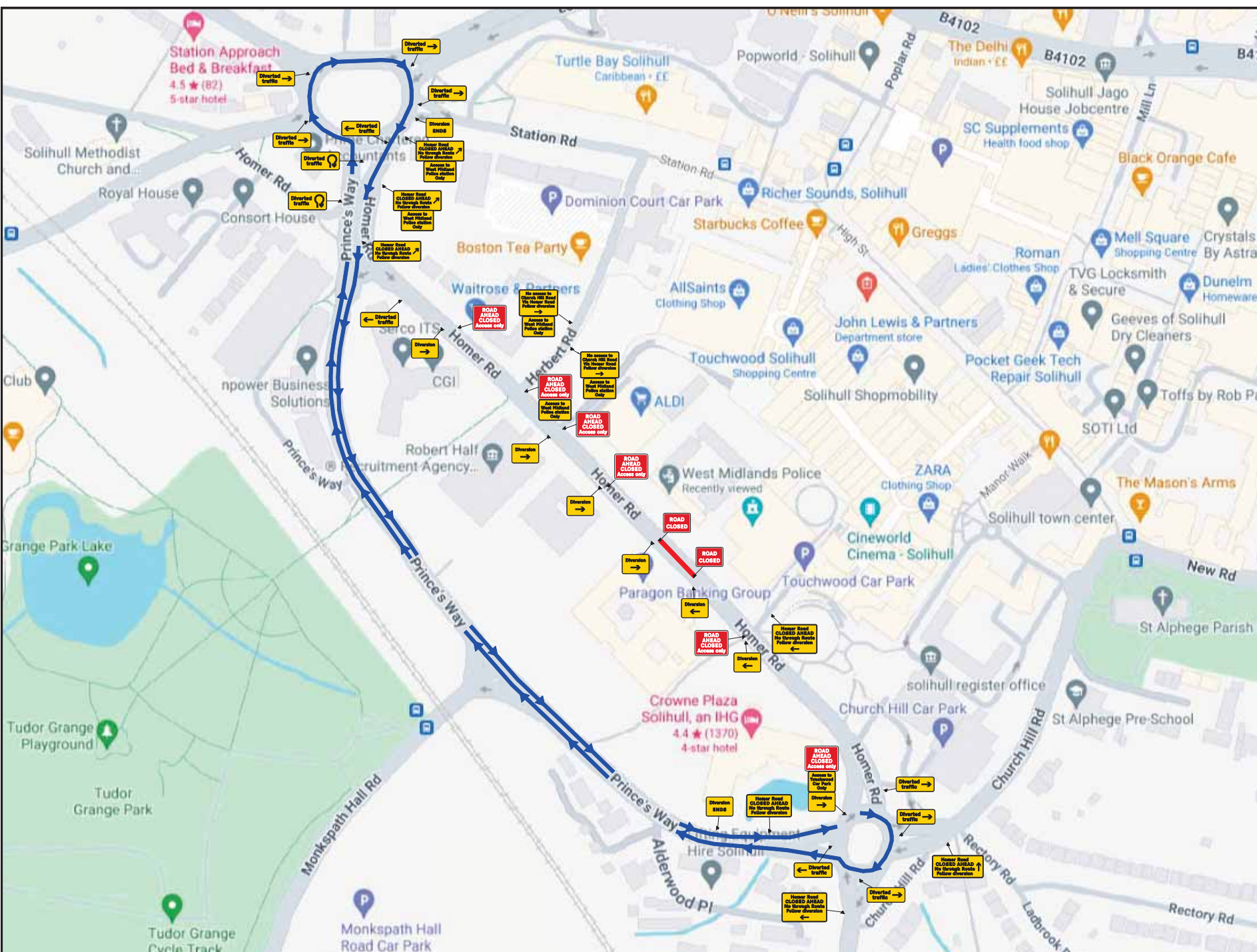
1. ALL SIGNS ARE AS PER CHAPTER 8.
2. DISTANCE BETWEEN SIGNS ARE NOT TO SCALE AND ARE FOR LAYOUT PURPOSES ONLY.
3. SIGNS SHOULD BE POSITIONED IN A SAFE WORKING SPACE.

KEY

- EXTENT OF ROAD CLOSURE
- DIVERSION ROUTE

SIGN	QUANTITY
	X 2
	X 6
	X 1
	X 2
	X 3
	X 1
	X 2
	X 5
	X 1
	X 2
	X 5
	X 2
	X 3
	X 7
	X 2

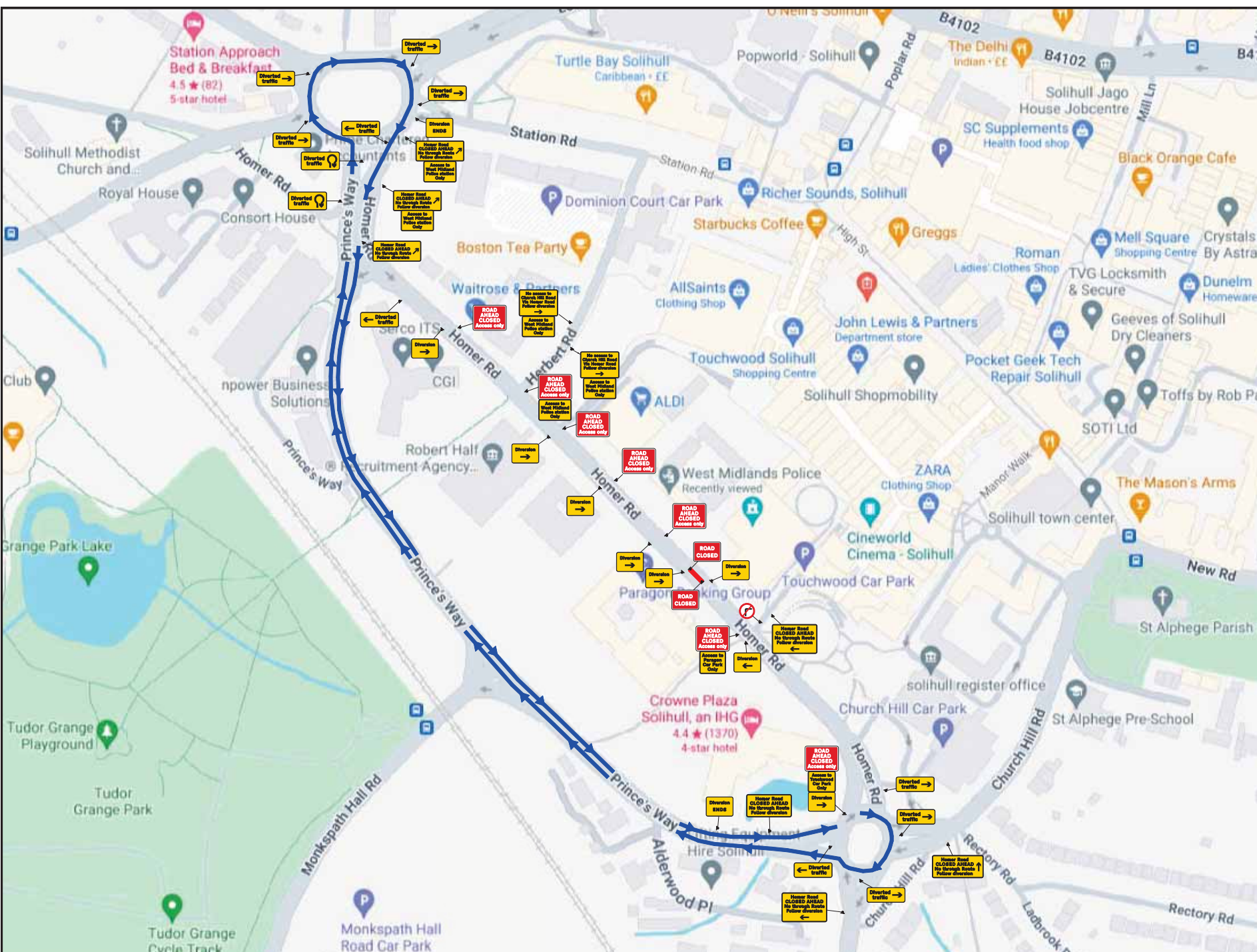
EXCALON HEAD OFFICE
EXCALON YARD,
2 DUNCAN STREET,
SALFORD,
M5 3SQ



PROJECT
VIT058

DRAWING
(PHASE 6) HOMER ROAD,
SOLIHULL, B91 3QL,
ROAD CLOSURE (DIVERSION)

DRAWN BY:	KC	DATE:	20/01/25
CHECKED BY:	ML	DATE:	20/01/25
APPROVED BY:	ML	DATE:	20/01/25
DRAWING No.	PHASE 6	REVISION	0
DO NOT SCALE FROM THIS DRAWING			



EXCALON TRAFFIC MANAGEMENT

NOTES

1. ALL SIGNS ARE AS PER CHAPTER 8.
2. DISTANCE BETWEEN SIGNS ARE NOT TO SCALE AND ARE FOR LAYOUT PURPOSES ONLY.
3. SIGNS SHOULD BE POSITIONED IN A SAFE WORKING SPACE.

KEY

- EXTENT OF ROAD CLOSURE
- DIVERSION ROUTE

SIGN	QUANTITY
	X 2
	X 7
	X 1
	X 2
	X 3
	X 1
	X 2
	X 5
	X 1
	X 1
	X 1
	X 7
	X 2
	X 3
	X 7
	X 2
	X 1

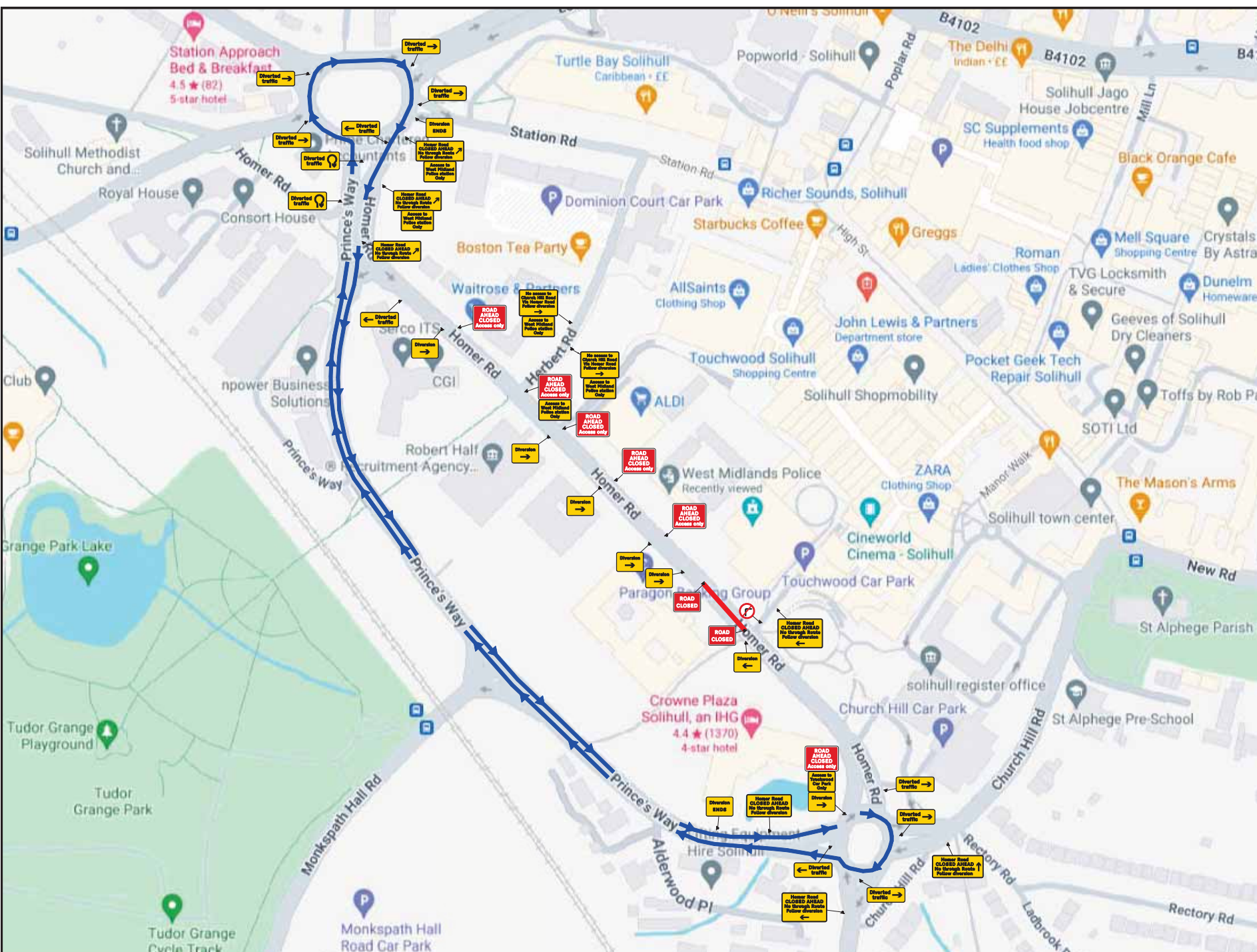
EXCALON HEAD OFFICE
EXCALON YARD,
2 DUNCAN STREET,
SALFORD,
M5 3SQ



PROJECT
VIT058

DRAWING
(PHASE 7) HOMER ROAD,
SOLIHULL, B91 3QL,
ROAD CLOSURE (DIVERSION)

DRAWN BY:	KC	DATE:	20/01/25
CHECKED BY:	ML	DATE:	20/01/25
APPROVED BY:	ML	DATE:	20/01/25
DRAWING No.	PHASE 7	REVISION	0
DO NOT SCALE FROM THIS DRAWING			



EXCALON TRAFFIC MANAGEMENT

NOTES

1. ALL SIGNS ARE AS PER CHAPTER 8.
2. DISTANCE BETWEEN SIGNS ARE NOT TO SCALE AND ARE FOR LAYOUT PURPOSES ONLY.
3. SIGNS SHOULD BE POSITIONED IN A SAFE WORKING SPACE.

KEY

- EXTENT OF ROAD CLOSURE
- DIVERSION ROUTE

SIGN	QUANTITY
	X 2
	X 6
	X 1
	X 2
	X 3
	X 1
	X 2
	X 5
	X 1
	X 1
	X 1
	X 5
	X 2
	X 3
	X 7
	X 2
	X 1

EXCALON HEAD OFFICE
 EXCALON YARD,
 2 DUNCAN STREET,
 SALFORD,
 M5 3SQ



PROJECT
 VIT058

DRAWING
 (PHASE 8) HOMER ROAD,
 SOLIHULL, B91 3QL,
 ROAD CLOSURE (DIVERSION)

DRAWN BY:	KC	DATE:	20/01/25
CHECKED BY:	ML	DATE:	20/01/25
APPROVED BY:	ML	DATE:	20/01/25
DRAWING No.	PHASE 8	REVISION	0
DO NOT SCALE FROM THIS DRAWING			